

4

3

2

1

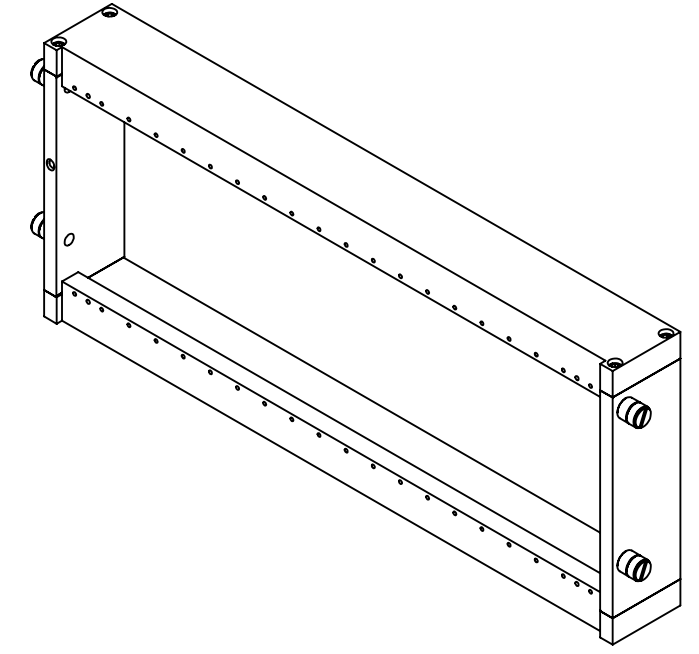
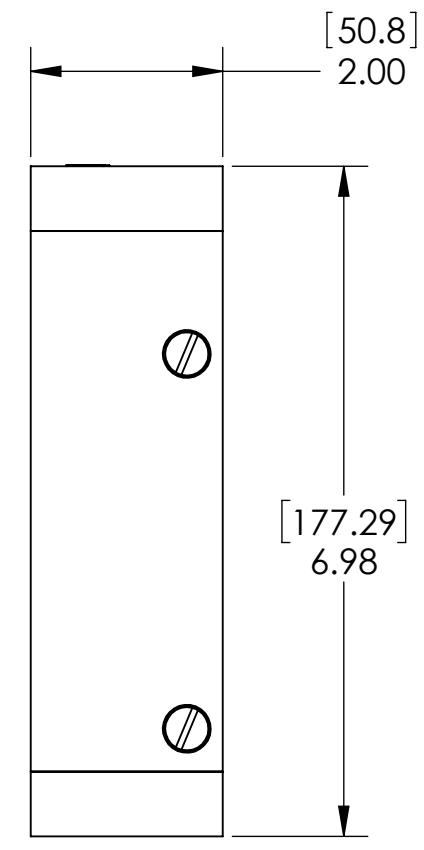
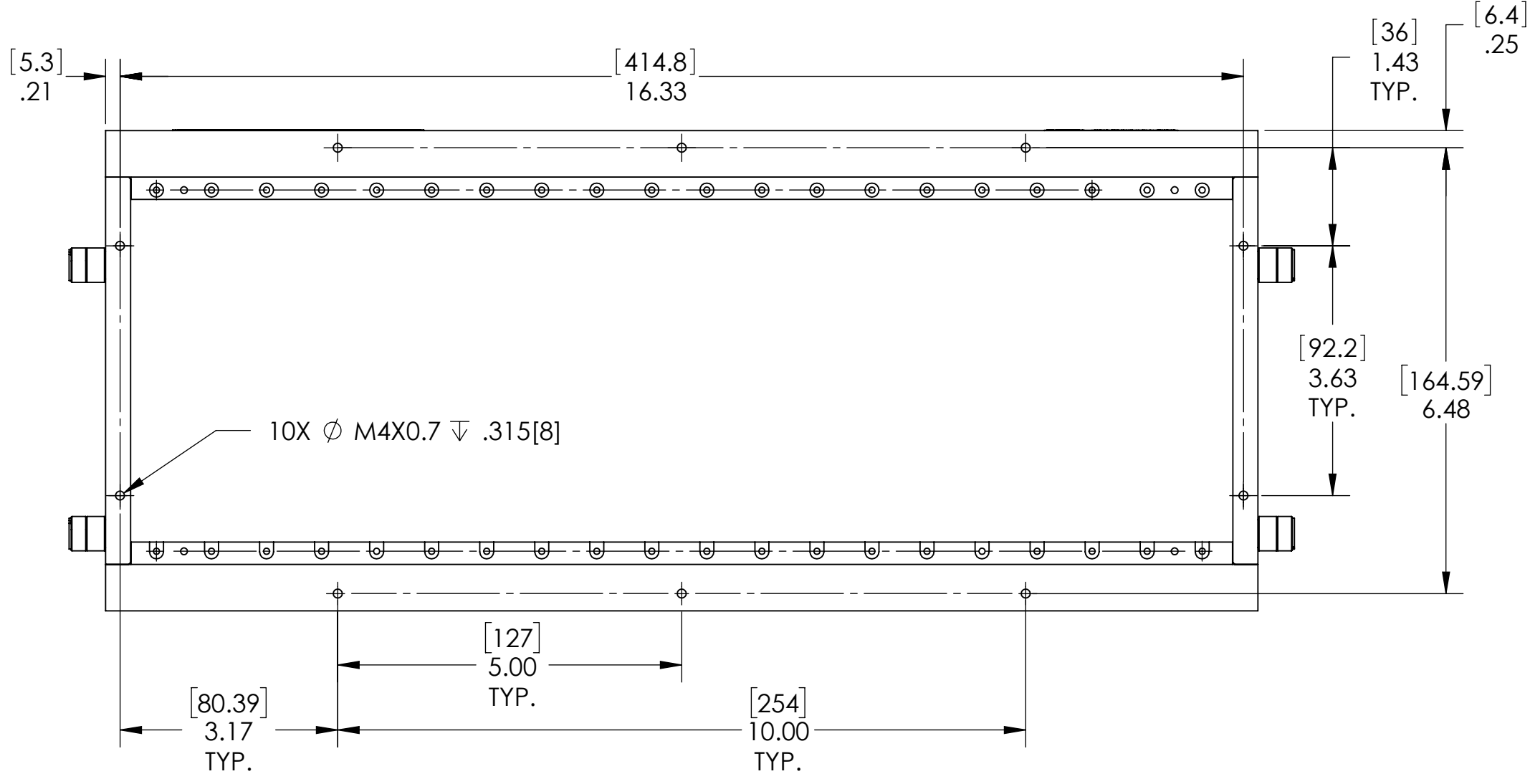
DO NOT SCALE DRAWING

THE INFORMATION CONTAINED HEREIN IS THE EXCLUSIVE PROPERTY OF VIRGINIA PANEL CORP. AND IS SUBMITTED FOR USE BY THE CUSTOMER ONLY. THE DATA SHALL NOT BE DUPLICATED, USED, OR DISCLOSED IN WHOLE OR IN PART FOR ANY PURPOSE OTHER THAN TO MAINTAIN THE EQUIPMENT PROVIDED. CONSULT WITH VIRGINIA PANEL CORPORATION ENGINEERING IF MORE DETAIL IS REQUIRED.

REVISIONS				
ZONE	REV	DESCRIPTION	DATE	APPROVED
	G	ECN #12351	2/22/22	M ECKERT

D

D




C

C

B

B



A

A

- NOTES:
- 2 WEIGHT 6.35LBS (2.88 kg.)
 - 1 FOR APPLICATION, USE & CARE INFORMATION CONSULT VPC USERS GUIDE @WWW.VPC.COM

CUSTOMER DRAWING - CUSTOMER DRAWING

SOLIDWORKS DRAWING FILE	DIMENSIONS ARE SHOWN AS:		SIGNATURES		DATE	VIRGINIA PANEL CORPORATION WWW.VPC.COM		
	[millimeters] INCHES		DR	R GARMAN	9/8/10			
	REMOVE BURRS. BREAK SHARP EDGES		CHK			ITA ASSEMBLY, G20		
	MATERIAL		ENG					
	FINISH		PROD					
		ASSY			SIZE	FSCM NO.	DWG. NO.	REV
		QA			C	18117	410120199	G
		APPD			SCALE: NONE	9/8/10	SHEET 1 OF 1	

4

3

2

1