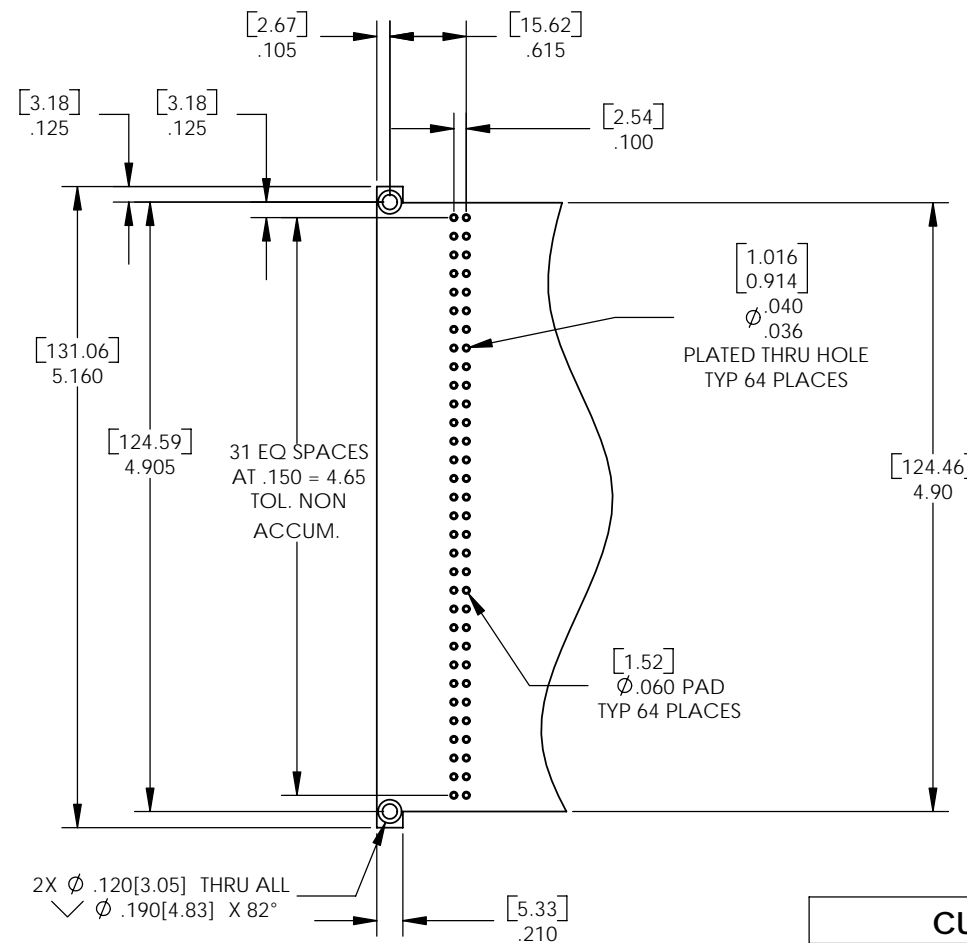
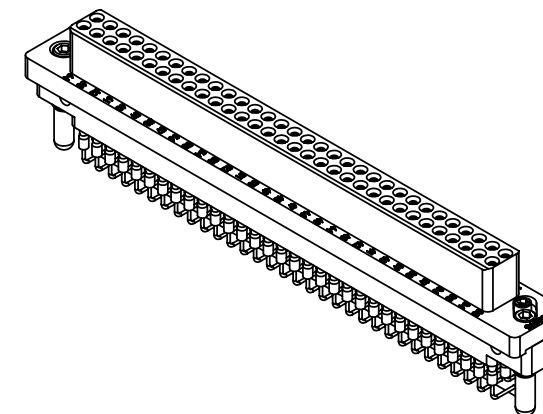
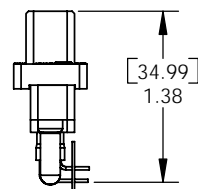
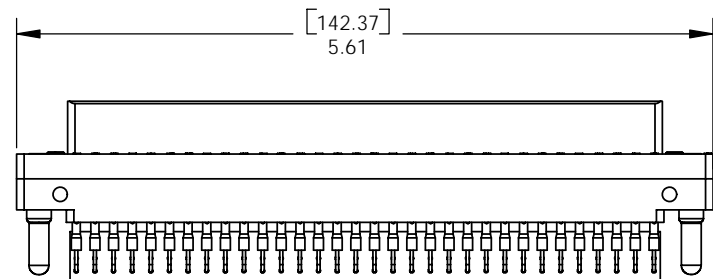
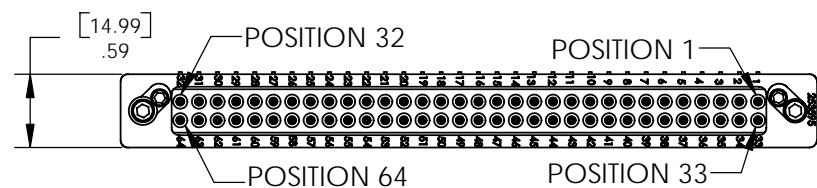


DO NOT SCALE DRAWING

THE INFORMATION CONTAINED HEREIN IS THE EXCLUSIVE PROPERTY OF VIRGINIA PANEL CORPORATION AND IS SUBMITTED FOR USE BY THE CUSTOMER ONLY. THE DATA SHALL NOT BE DUPLICATED, USED, OR DISCLOSED IN WHOLE OR IN PART FOR ANY PURPOSE OTHER THAN TO MAINTAIN THE EQUIPMENT PROVIDED. CONSULT WITH VIRGINIA PANEL CORPORATION ENGINEERING IF MORE DETAIL IS REQUIRED.

REVISIONS

REV	DESCRIPTION	DATE	ENGR
E	INCORPORATED ECN #2615	12/11/01	DMA



CUSTOMER DRAWING

VIRGINIA PANEL CORPORATION
WWW.VPC.COM

SIGNAL MODULE, RECEIVER, TRIPADDLE
64 POSITION WITH RIGHT ANGLE CONTACTS FOR CUSTOM PCB

NOTES:
1. FOR APPLICATION USE & CARE INFORMATION CONSULT VPC USERS GUIDE @WWW.VPC.COM

DIMENSIONS ARE SHOWN AS:
[MILLIMETERS]
INCHES

SIZE	CAGE CODE	DWG. NO.	REV
C	18117	510104109	E
SCALE: 2:1		405200110	7/20/92
SHEET		1 OF 1	