

4

3

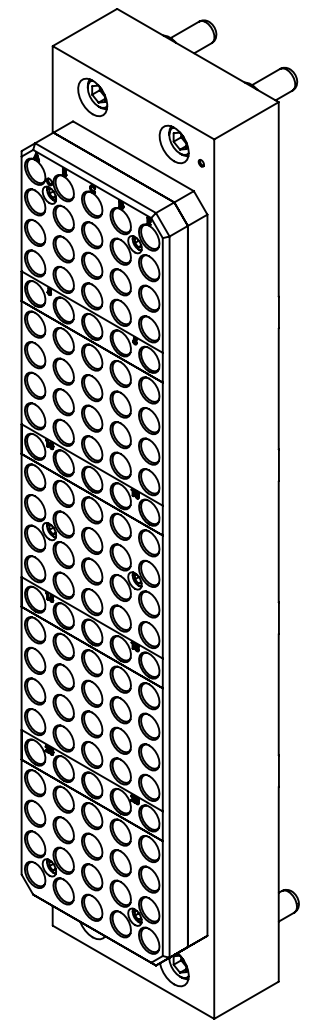
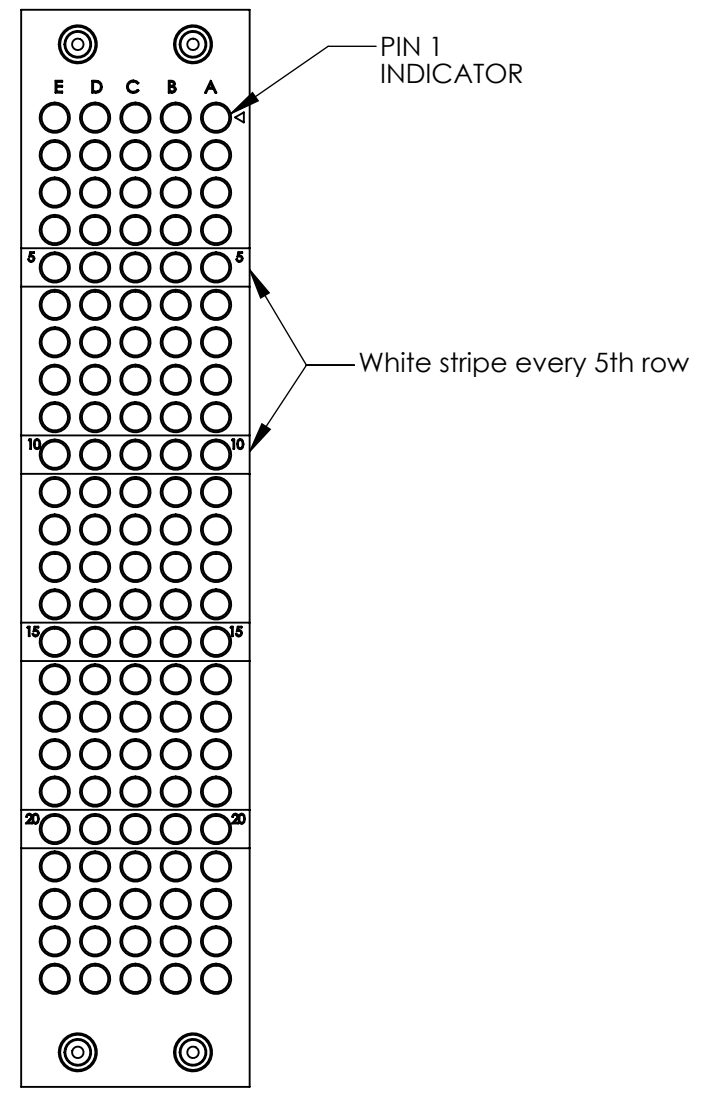

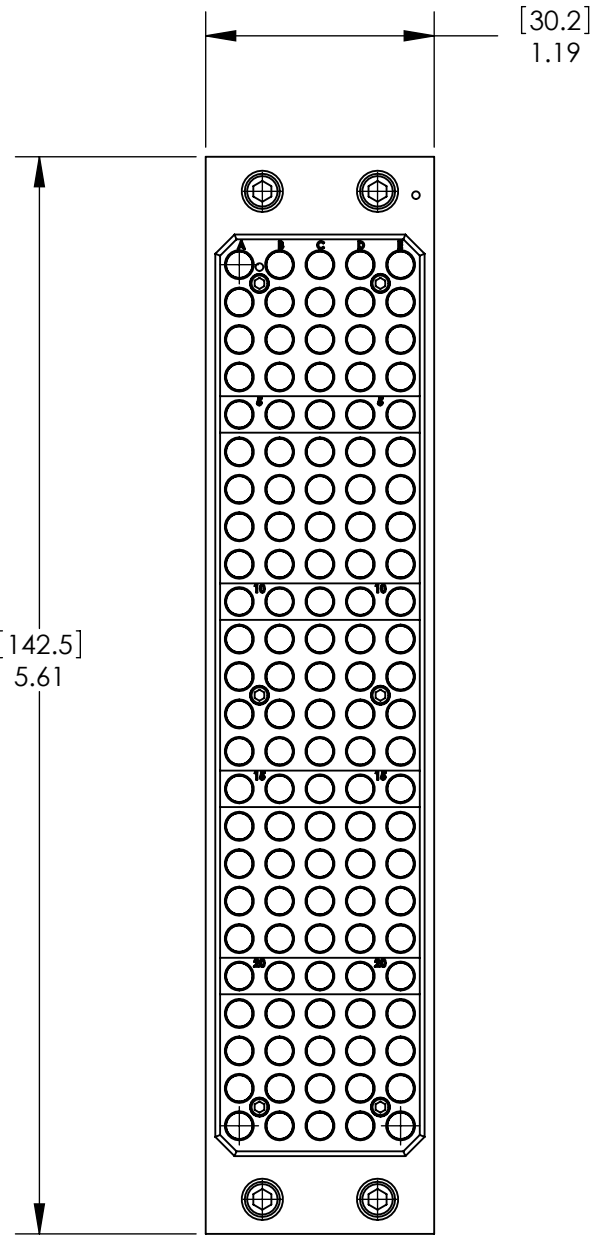
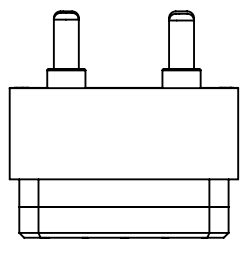
2

1

DO NOT SCALE DRAWING

THE INFORMATION CONTAINED HEREIN IS THE EXCLUSIVE PROPERTY OF VPC AND IS PERMITTED FOR USE BY THE CUSTOMER ONLY. THE DATA SHALL NOT BE DUPLICATED, USED, OR DISCLOSED IN WHOLE OR IN PART FOR ANY PURPOSE OTHER THAN TO MAINTAIN THE EQUIPMENT PROVIDED.

REV	DESCRIPTION	DATE	ENGINEER
G	ECN #15140	9/30/2025	J HARDIGREE



2. MATING ITA MODULE: 510108263  
 1. FOR MORE INFORMATION, VISIT VPC.COM.  
 NOTES:

RELATIVE CONNECTOR POSITIONS AND WIRE ROUTING ARE GENERIC AND MAY VARY WITH PINOUT  
 DIMENSIONS ARE SHOWN AS:  
 [MILLIMETERS]  
 INCHES

**CUSTOMER DRAWING**

MICRO POWER/MICRO COAX MODULE, RECEIVER, 120 POSITION

DWG. NO.	REV	
<b>510104270</b>	G	
SCALE	CAGE CODE	SHEET
NONE	18117	1 OF 1

4

3

2

1