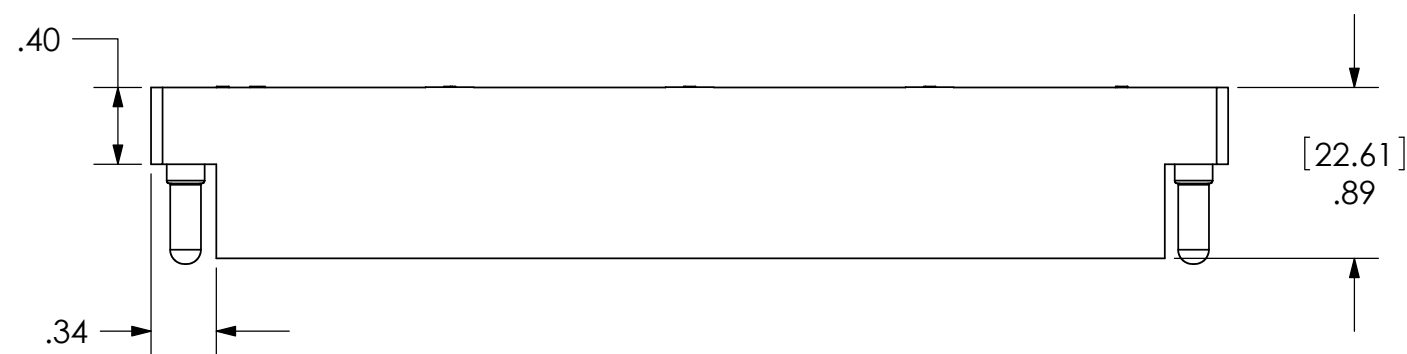
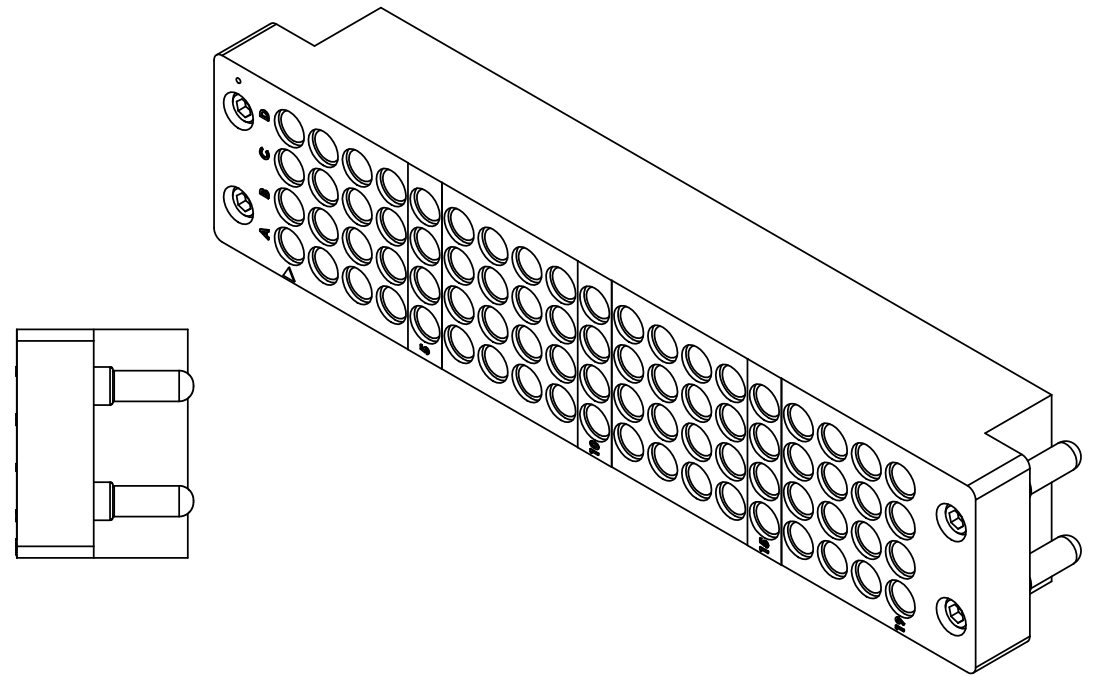
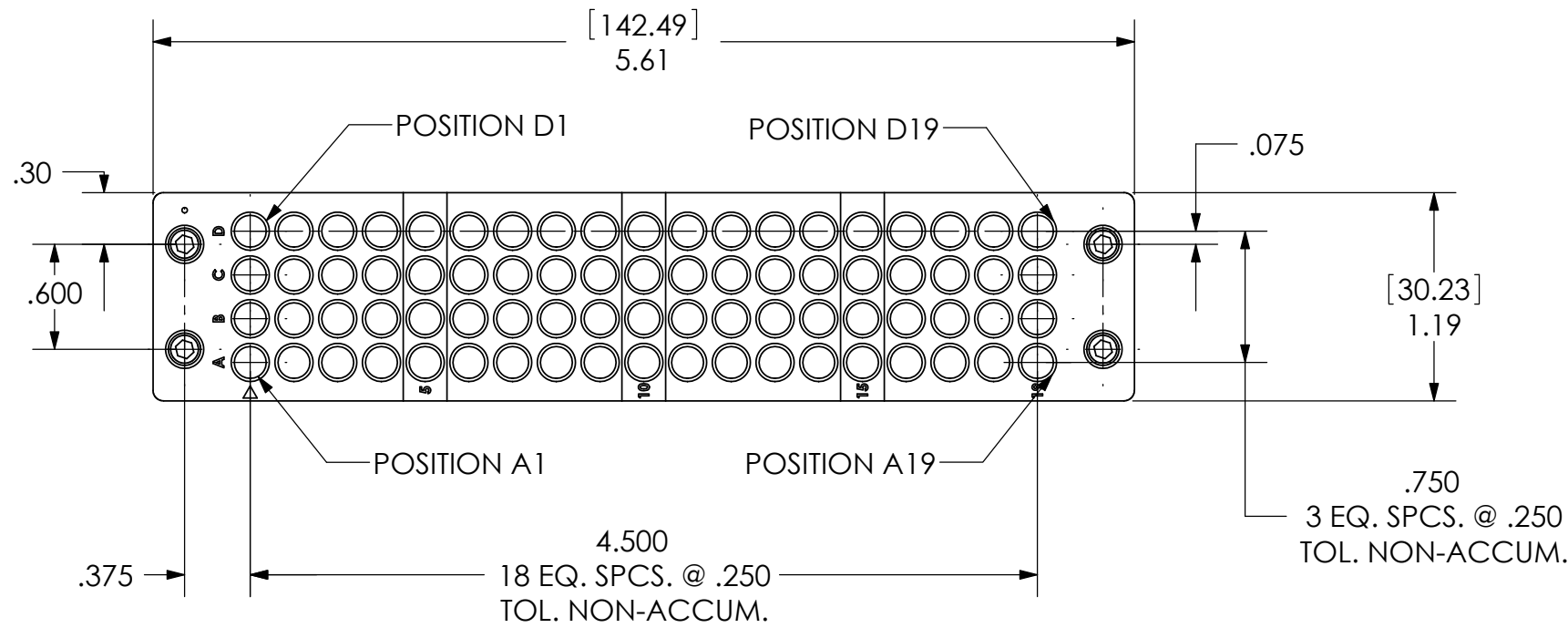


DO NOT SCALE DRAWING

THE INFORMATION CONTAINED HEREIN IS THE EXCLUSIVE PROPERTY OF VIRGINIA PANEL CORPORATION AND IS SUBMITTED FOR USE BY THE CUSTOMER ONLY. THE DATA SHALL NOT BE DUPLICATED, USED, OR DISCLOSED IN WHOLE OR IN PART FOR ANY PURPOSE OTHER THAN TO MAINTAIN THE EQUIPMENT PROVIDED. CONSULT WITH VIRGINIA PANEL CORPORATION ENGINEERING IF MORE DETAIL IS REQUIRED.

REVISIONS			
REV	DESCRIPTION	DATE	ENGR
J	ECN # 15003	5/20/25	RF



2. VPC MATING MODULE  
MINI COAX MODULE, RECEIVER, 76 POSITION 510 104 150

1. FOR APPLICATION USE AND CARE INFORMATION CONSULT VPC USERS GUIDE @ WWW.VPC.COM

NOTES:

**CUSTOMER DRAWING**

**VIRGINIA PANEL CORPORATION**

WWW.VPC.COM

**MINICOAX MODULE, ITA  
76 POSITION**

DIMENSIONS ARE SHOWN AS: [MILLIMETERS] INCHES	SIZE	CAGE CODE	DWG.NO.	REV
	B	18117	<b>510108132</b>	J
SCALE: 1:2		510108132	5/20/91	SHEET 1 OF 1