

4

3

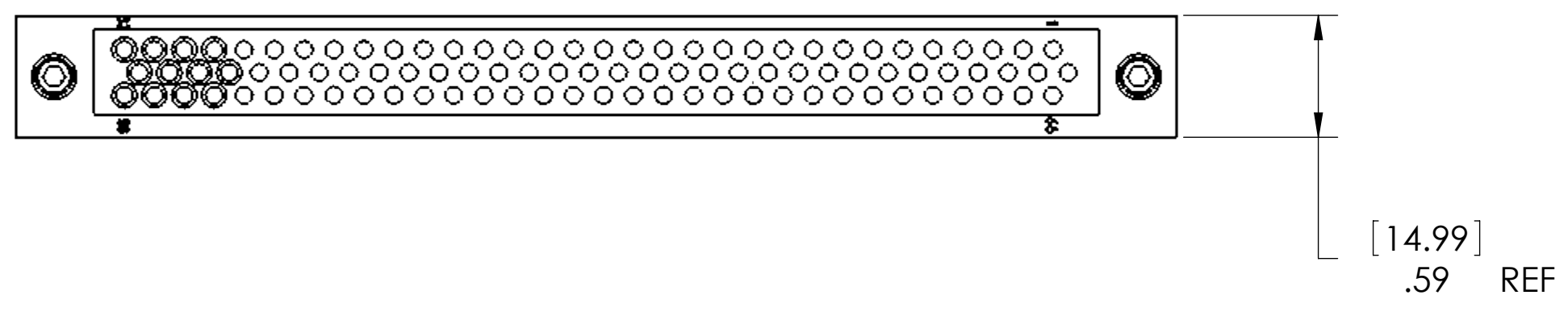
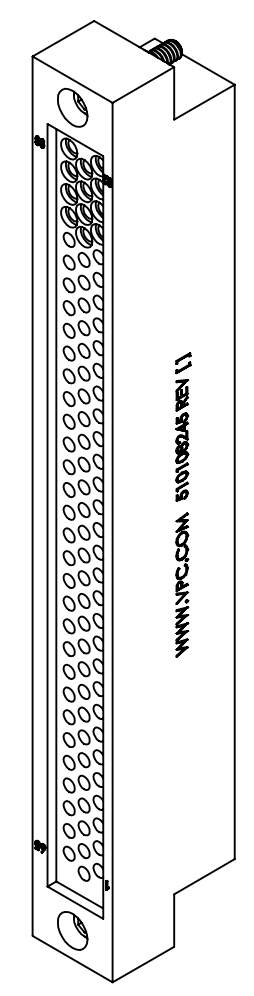
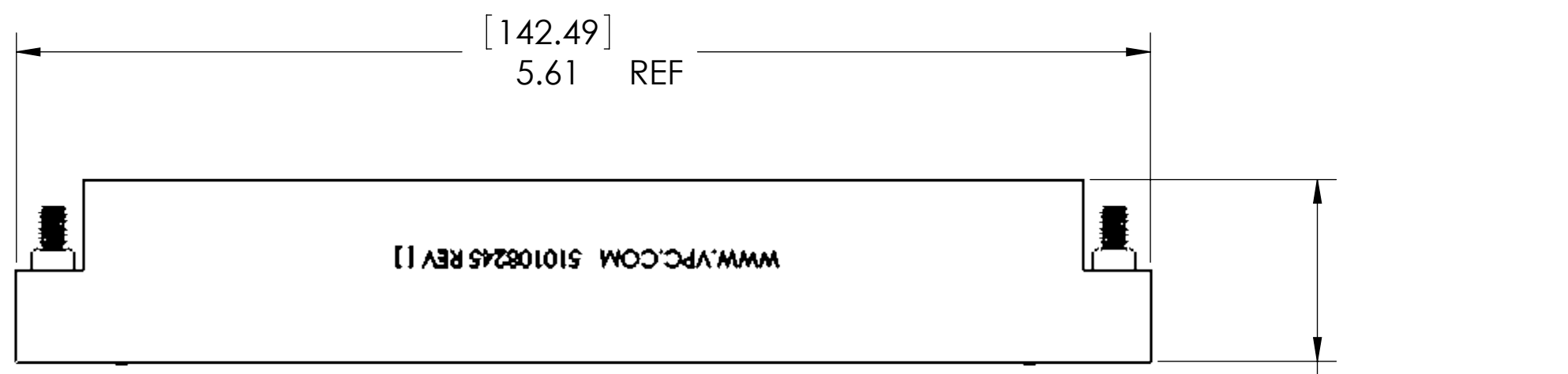
2

1

DO NOT SCALE DRAWING

THE INFORMATION CONTAINED HEREIN IS THE EXCLUSIVE PROPERTY OF VIRGINIA PANEL CORP. AND IS SUBMITTED FOR USE BY THE CUSTOMER ONLY. THE DATA SHALL NOT BE DUPLICATED, USED, OR DISCLOSED IN WHOLE OR IN PART FOR ANY PURPOSE OTHER THAN TO MAINTAIN THE EQUIPMENT PROVIDED. CONSULT WITH VIRGINIA PANEL CORPORATION ENGINEERING IF MORE DETAIL IS REQUIRED.

REVISIONS				
ZONE	REV	DESCRIPTION	DATE	APPROVED
	C	ECN #12154	12/10/21	M ECKERT



CUSTOMER DRAWING - CUSTOMER DRAWING - CUSTOMER DRAWING

SOLIDWORKS DRAWING FILE	TOLERANCES ON HOLES UNLESS SPECIFIED		DIMENSIONS ARE IN INCHES UNLESS OTHERWISE SPECIFIED. TOLERANCES ARE:		CONTRACT NO.		VIRGINIA PANEL CORPORATION WWW.VPC.COM	
	HOLE DIA.	TOLERANCE	DEC.XX±	.O1	FRAC±	SIGNATURES		
	.0135 TO .042	+ .003/- .002	.XXX±	.005	ANG ±	DR	B GRACE	3/12/03
	.043 TO .093	+ .004/- .002	REMOVE BURRS. BREAK SHARP EDGES		CHK			
	.0935 TO .156	+ .005/- .002	MATERIAL		ENG			
	.1562 TO .2656	+ .006/- .002	FINISH		PROD			
	.266 TO .4219	+ .007/- .002			ASSY			
	.4375 TO .6094	+ .008/- .002			Q A			
	.625 TO .75	+ .009/- .002			APPD			
	.7656 TO .8437	+ .009/- .003						
.8594 TO 2.000	+ .010/- .003							
		SIZE	FSCM NO.	DWG.NO.	REV			
		C	18117	510108245	C			
		SCALE: 1:1	3/12/03	510108245	SHEET	1 OF 1		

4

3

2

1

D

D

C


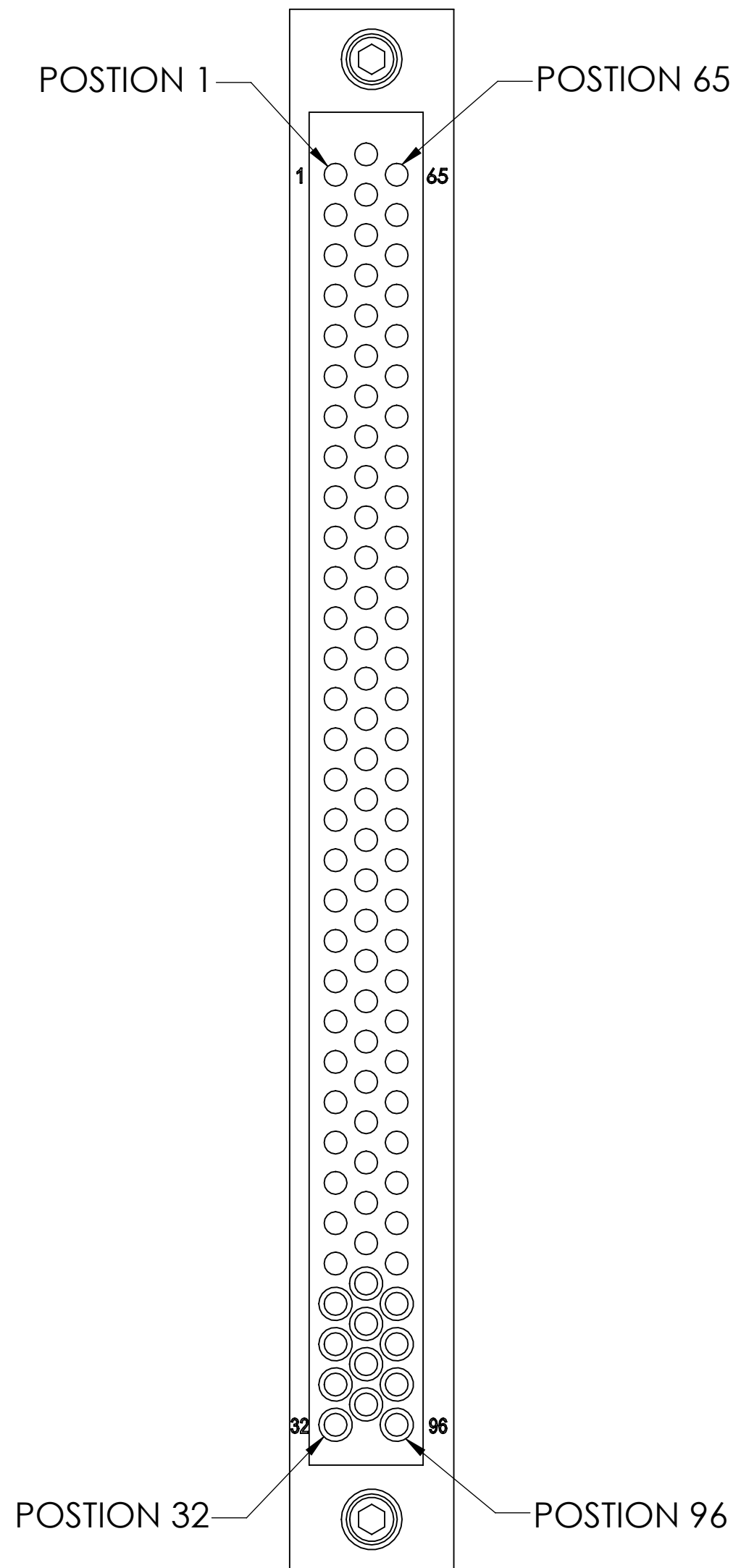
C

B

B

A

A



510 108 245

Signal/Thermocouple Module, ITA, 84/12 Position for Discrete Wiring

Thermocouple Contacts occupy the bottom 12 Positions