

4

3

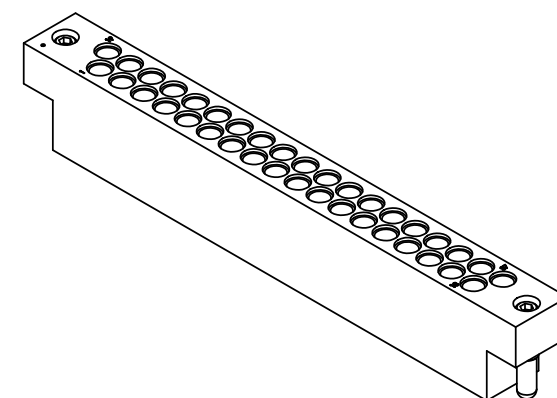

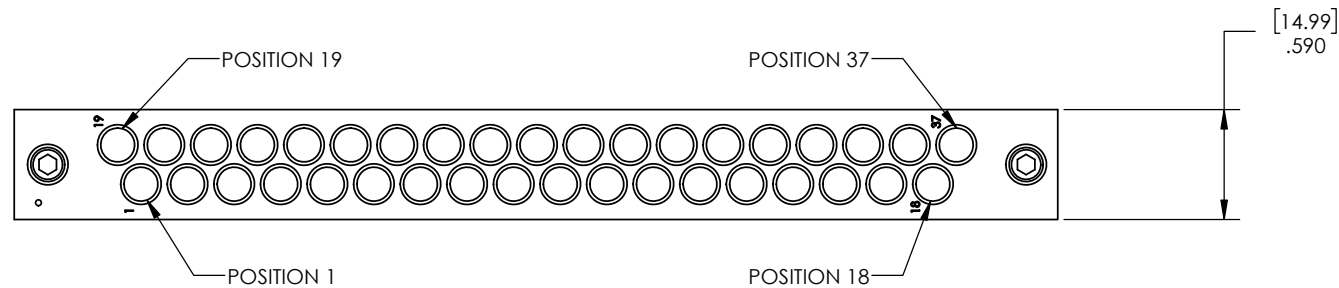
2

1

DO NOT SCALE DRAWING

THE INFORMATION CONTAINED HEREIN IS THE EXCLUSIVE PROPERTY OF VIRGINIA PANEL CORPORATION AND IS SUBMITTED FOR USE BY THE CUSTOMER ONLY. THE DATA SHALL NOT BE DUPLICATED, USED, OR DISCLOSED IN WHOLE OR IN PART FOR ANY PURPOSE OTHER THAN TO MAINTAIN THE EQUIPMENT PROVIDED. CONSULT WITH VIRGINIA PANEL CORPORATION ENGINEERING IF MORE DETAIL IS REQUIRED.

REVISIONS			
REV	DESCRIPTION	DATE	ENGR
B	ECN # 15010	5/23/25	RF



2. MATING RECEIVER MODULE - VPC P/N 510104301  
 1. FOR APPLICATION USE & CARE INFORMATION CONSULT VPC USERS GUIDE @WWW.VPC.COM  
 NOTES:

<b>CUSTOMER DRAWING</b>			
<b>VIRGINIA PANEL CORPORATION</b> WWW.VPC.COM			
MODULE, ITA, 90 SRS 37 POS MINI COAX / POWER			
DIMENSIONS ARE SHOWN AS:	SIZE	CAGE CODE	DWG. NO.
[MILLIMETERS] INCHES	C	18117	510108276
			REV B
	SCALE: 3:2	510108276	2/23/12 SHEET 1 OF 1

4

3

2

1