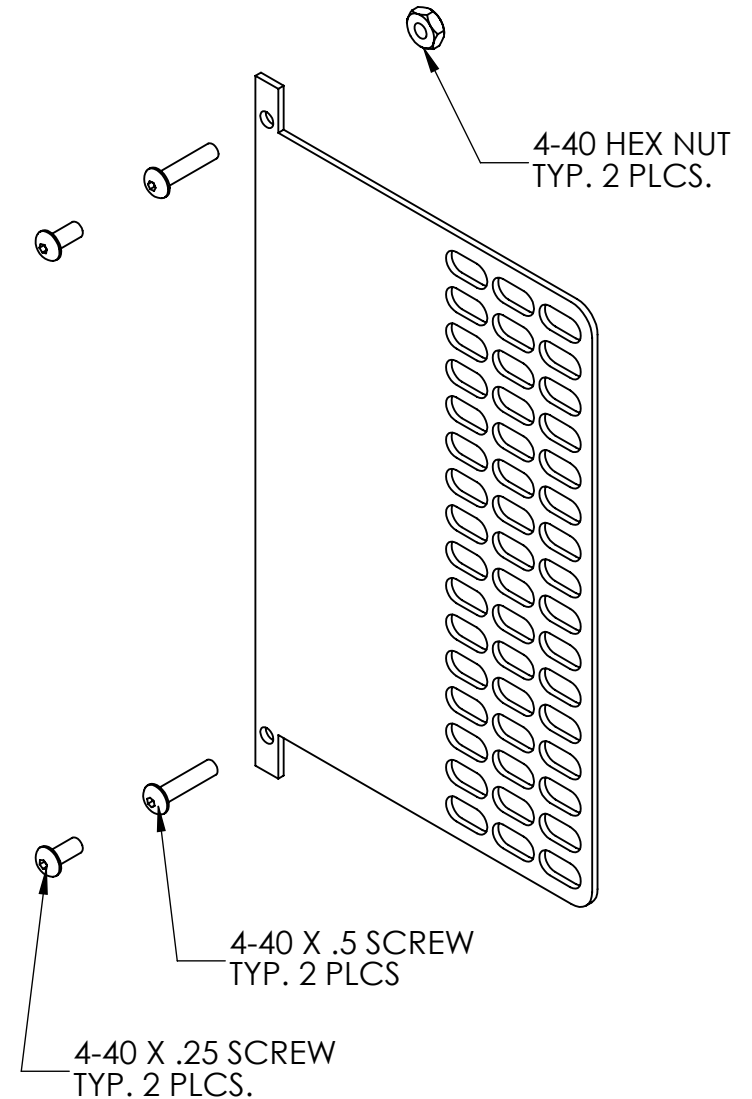
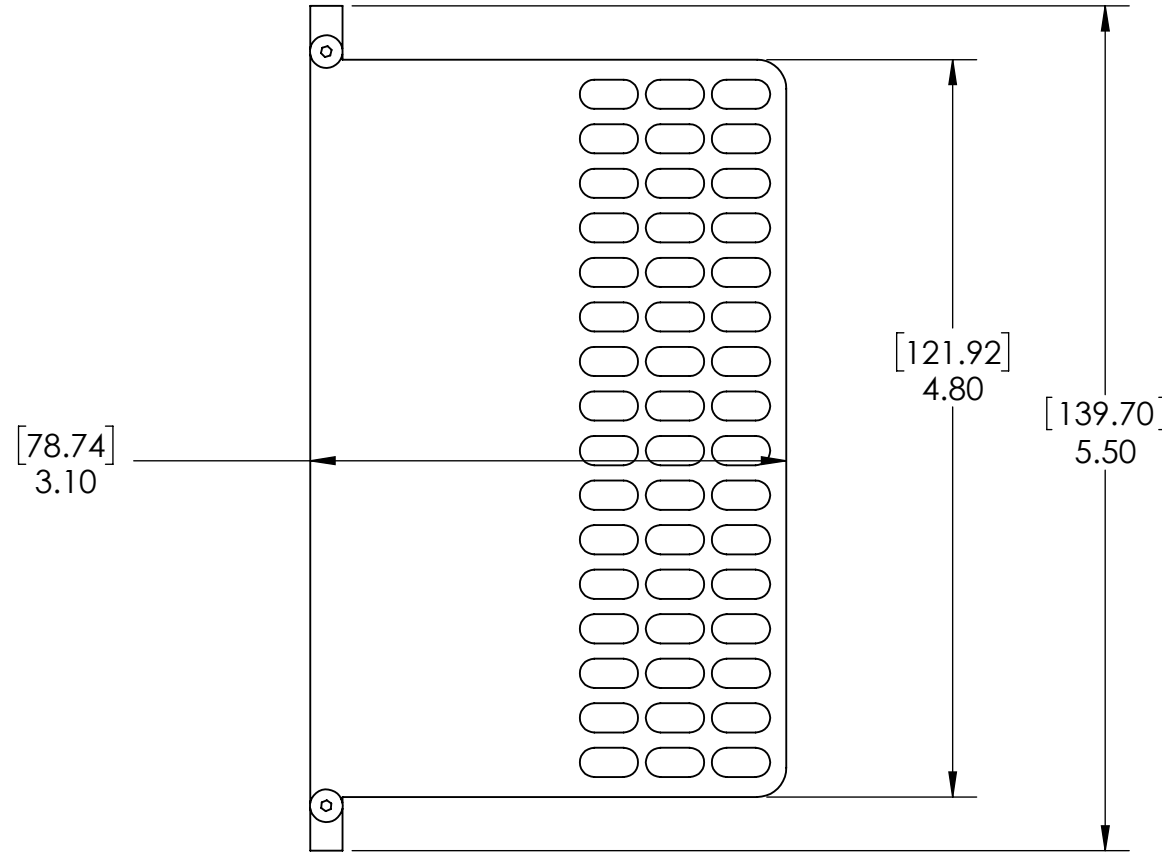



DO NOT SCALE DRAWING

THE INFORMATION CONTAINED HEREIN IS THE EXCLUSIVE PROPERTY OF VIRGINIA PANEL CORPORATION AND IS SUBMITTED FOR USE BY THE CUSTOMER ONLY. THE DATA SHALL NOT BE DUPLICATED, USED, OR DISCLOSED IN WHOLE OR IN PART FOR ANY PURPOSE OTHER THAN TO MAINTAIN THE EQUIPMENT PROVIDED. CONSULT WITH VIRGINIA PANEL CORPORATION ENGINEERING IF MORE DETAIL IS REQUIRED.

REVISIONS			
REV	DESCRIPTION	DATE	ENGR
L	ECN #7376	4/06/17	H MORRIS



- NOTES:
4. SEE MODULE DRAWING(S) FOR TORQUE SPECS.
 3. USE .50" LONG SCREWS AND NUTS WITH MODULES THAT HAVE THRU HOLES.
 2. USE .25" LONG SCREWS WITH MODULES THAT HAVE THREADED HOLES.
 1. FOR APPLICATION USE AND CARE INFORMATION CONSULT VPC USERS GUIDE @ WWW.VPC.COM

CUSTOMER DRAWING			
VIRGINIA PANEL CORPORATION WWW.VPC.COM			
STRAIN RELIEF PLATE F/ 90S MOD			
DIMENSIONS ARE SHOWN AS:	SIZE	CAGE CODE	DWG.NO.
[MILLIMETERS] INCHES	B	18117	510109116
	SCALE: 4:5	510109116	02/27/2009
		SHEET	1 OF 1

D
C
B
A

D
C
B
A

4 3 2 1