

4

3


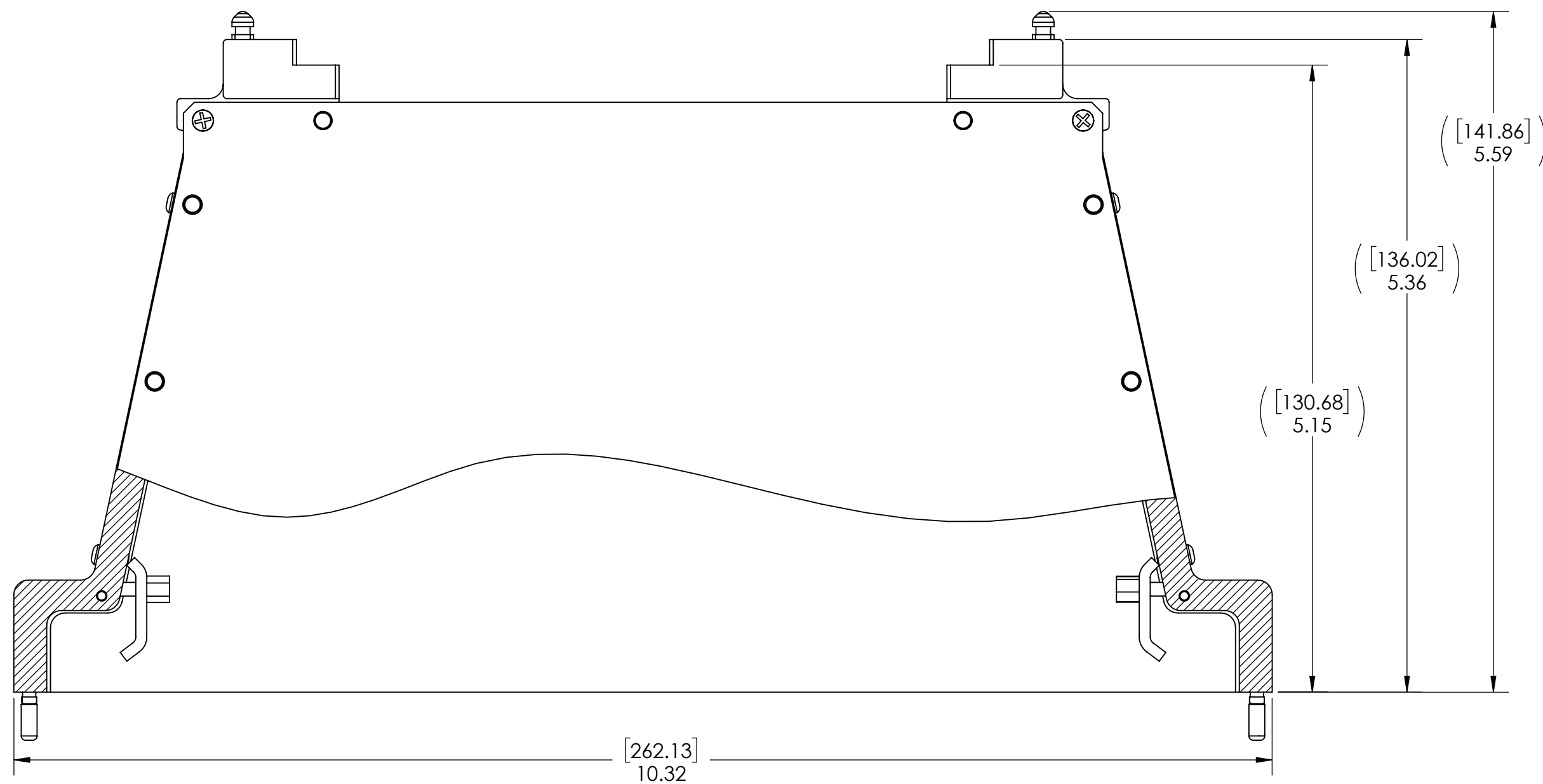

2

1

DO NOT SCALE DRAWING

THE INFORMATION CONTAINED HEREIN IS THE EXCLUSIVE PROPERTY OF VIRGINIA PANEL CORPORATION AND IS SUBMITTED FOR USE BY THE CUSTOMER ONLY. THE DATA SHALL NOT BE DUPLICATED, USED, OR DISCLOSED IN WHOLE OR IN PART FOR ANY PURPOSE OTHER THAN TO MAINTAIN THE EQUIPMENT PROVIDED. CONSULT WITH VIRGINIA PANEL CORPORATION ENGINEERING IF MORE DETAIL IS REQUIRED.

REVISIONS			
REV	DESCRIPTION	DATE	ENGR
R	ECN #8841	1/30/19	R HERRON



2. MATERIALS:
 SIDE & END COVERS - STAINLESS STEEL
 ALIGNMENT PINS - STAINLESS STEEL
 ADAPTER TOP/BOTTOM - NICKEL PLATED DIE CAST ALUMINUM
 SPACER - NICKEL PLATED ALUMINUM

1. FOR APPLICATION, USE & CARE INFORMATION
 CONSULT VPC USERS GUIDE @WWW.VPC.COM.

NOTES:

RELATIVE CONNECTOR POSITIONS AND WIRE ROUTING ARE GENERIC AND MAY VARY WITH PINOUT				
DIMENSIONS ARE SHOWN AS:	SIZE	CAGE CODE	DWG. NO.	REV
[MILLIMETERS]	C	18117	510109118	R
INCHES	SCALE: 1:1	510109118	SHEET 1 OF 1	

CUSTOMER DRAWING
VIRGINIA PANEL CORPORATION
 WWW.VPC.COM
DOUBLE WIDE ADAPTER HOUSING

4

3

2

1

D

C

B

A