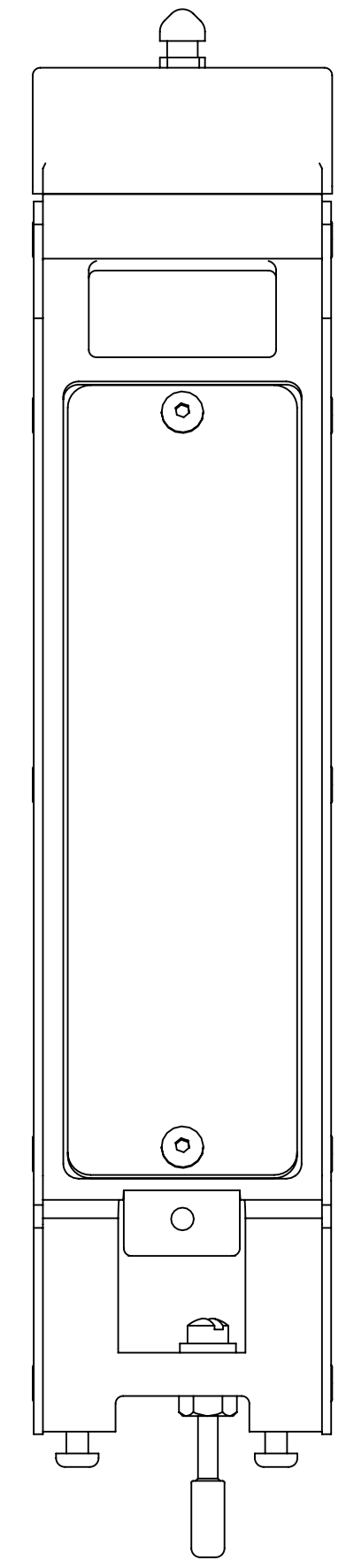
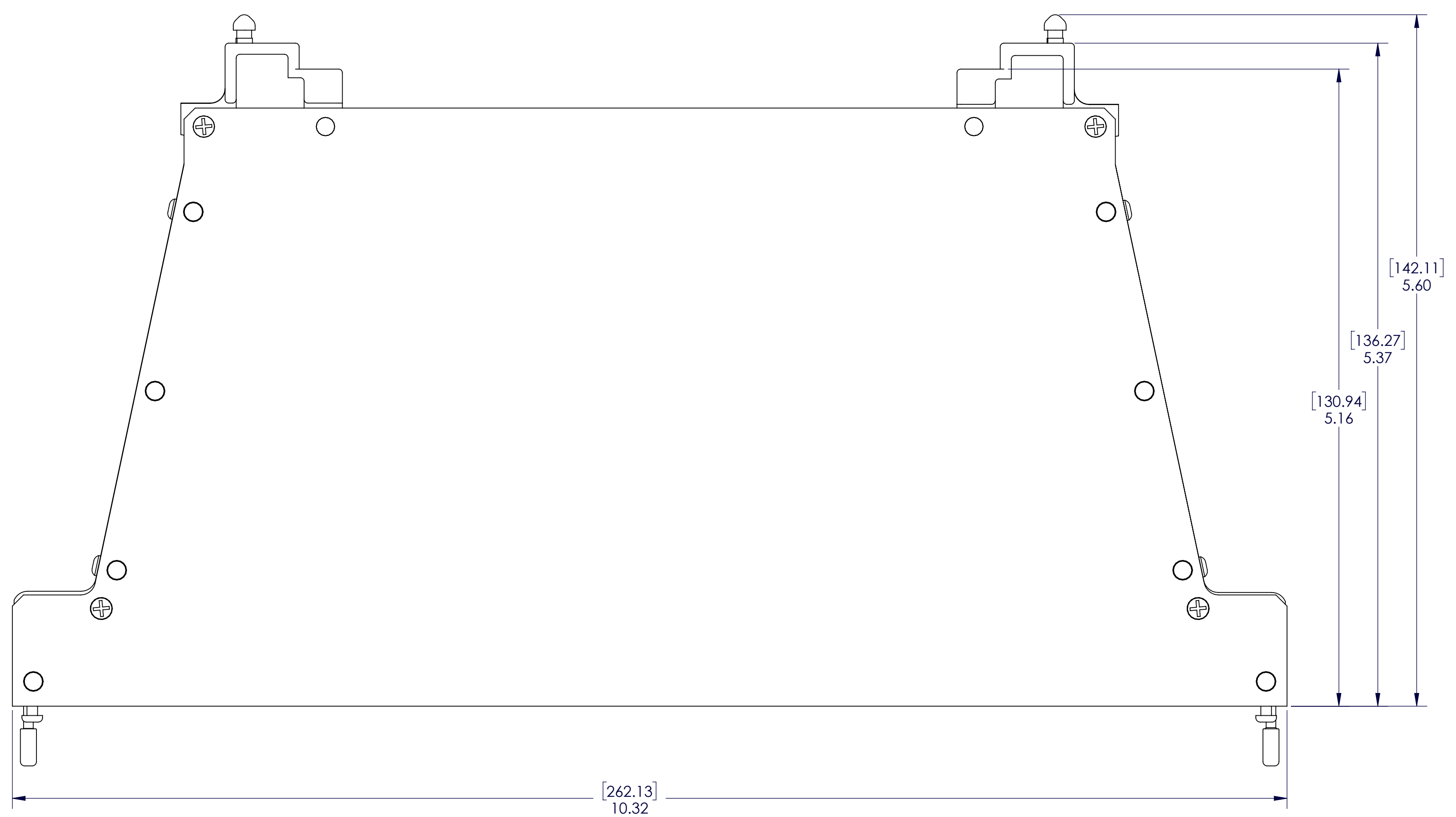
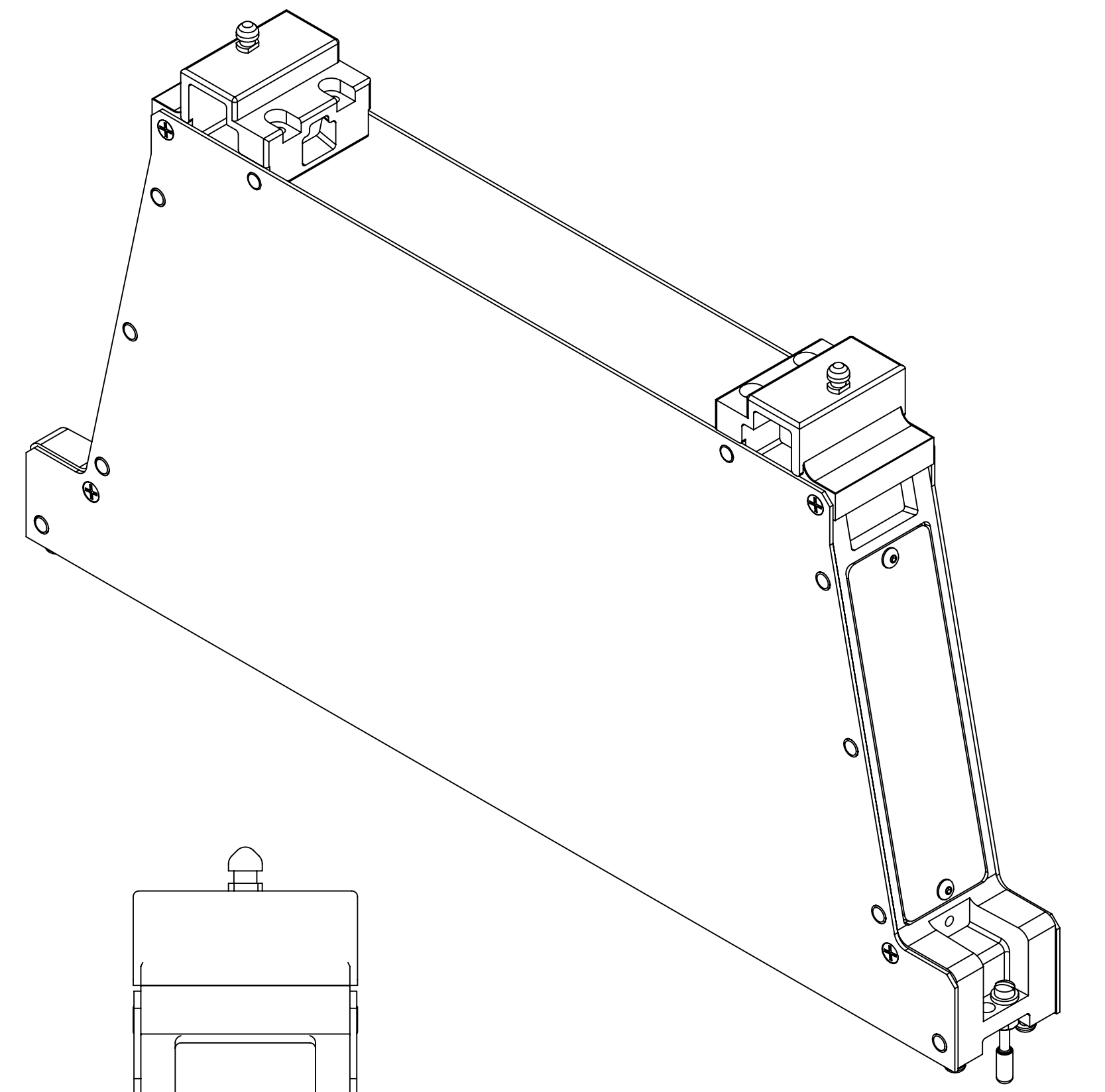



8 7 6 5 4 3 2 1

DO NOT SCALE DRAWING

THE INFORMATION CONTAINED HEREIN IS THE EXCLUSIVE PROPERTY OF VIRGINIA PANEL CORP. AND IS SUBMITTED FOR USE BY THE CUSTOMER ONLY. THE DATA SHALL NOT BE DUPLICATED, USED, OR DISCLOSED IN WHOLE OR IN PART FOR ANY PURPOSE OTHER THAN TO MAINTAIN THE EQUIPMENT PROVIDED.

ZONE		REV	DESCRIPTION	DATE	APPROVED
G		ECN # 8338		7/17/18	RLH



2. MATERIALS:  
 SIDE & END COVERS - STAINLESS STEEL  
 ALIGNMENT PINS - STAINLESS STEEL  
 ADAPTERS TOP/BOTTOM - NI PLATED ALUMINUM ALLOY

1. FOR APPLICATION, USE & CARE INFORMATION  
 CONSULT VPC USERS GUIDE @WWW.VPC.COM.  
 NOTES:

CUSTOMER DRAWING - CUSTOMER DRAWING										
SOLIDWORKS DRAWING FILE	DIMENSIONS ARE SHOWN AS:		CONTRACT NO.		<b>VIRGINIA PANEL CORPORATION</b> WWW.VPC.COM					
	(millimeters)	INCHES	SIGNATURES	DATE						
	DR	B MYRICK	12/14/04	CHK	L HARMAN	5/5/05				
	ENG	ED ALESHEVICH	5/5/05	PROD	F GREEN	5/9/05				
	ASSY									
FINISH	Q A	R WHITE	5/9/05	APPD	D.ROCKER	5/9/05	SIZE	FSCM NO.	DWG NO.	REV
							D	18117	510109202	G
SCALE: 3:2		510109202	12/14/04	SHEET 1 OF 1						

8 7 6 5 4 3 2 1