

4

3

2

1

DO NOT SCALE DRAWING

THE INFORMATION CONTAINED HEREIN IS THE EXCLUSIVE PROPERTY OF VIRGINIA PANEL CORPORATION AND IS SUBMITTED FOR USE BY THE CUSTOMER ONLY. THE DATA SHALL NOT BE DUPLICATED, USED, OR DISCLOSED IN WHOLE OR IN PART FOR ANY PURPOSE OTHER THAN TO MAINTAIN THE EQUIPMENT PROVIDED. CONSULT WITH VIRGINIA PANEL CORPORATION ENGINEERING IF MORE DETAIL IS REQUIRED.

REVISIONS			
REV	DESCRIPTION	DATE	ENGR
C	ECN #15781	4/29/2026	S. Marshall

D

D

C

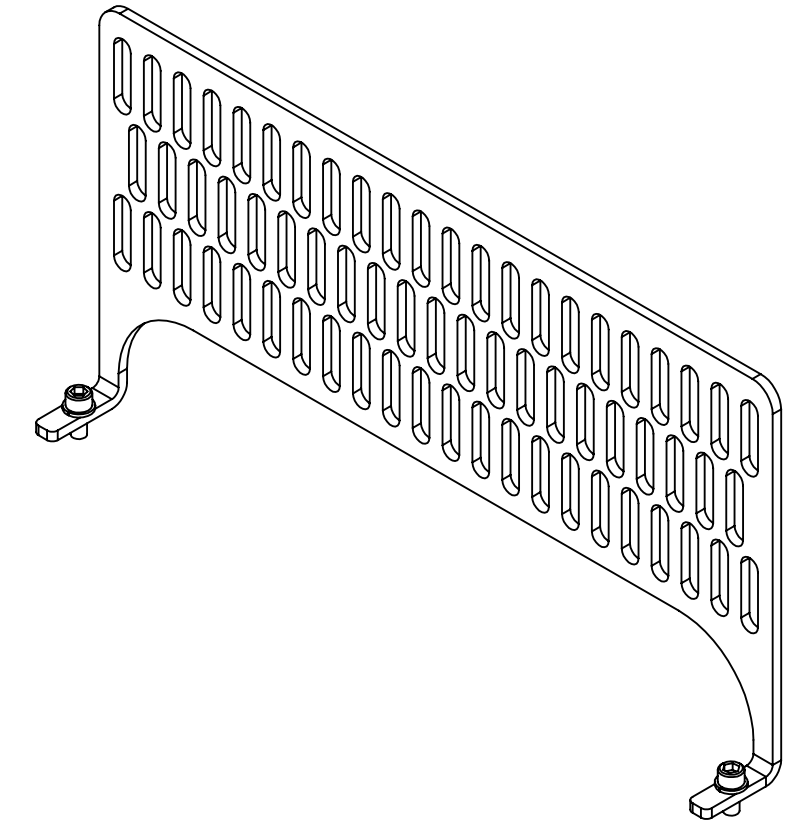
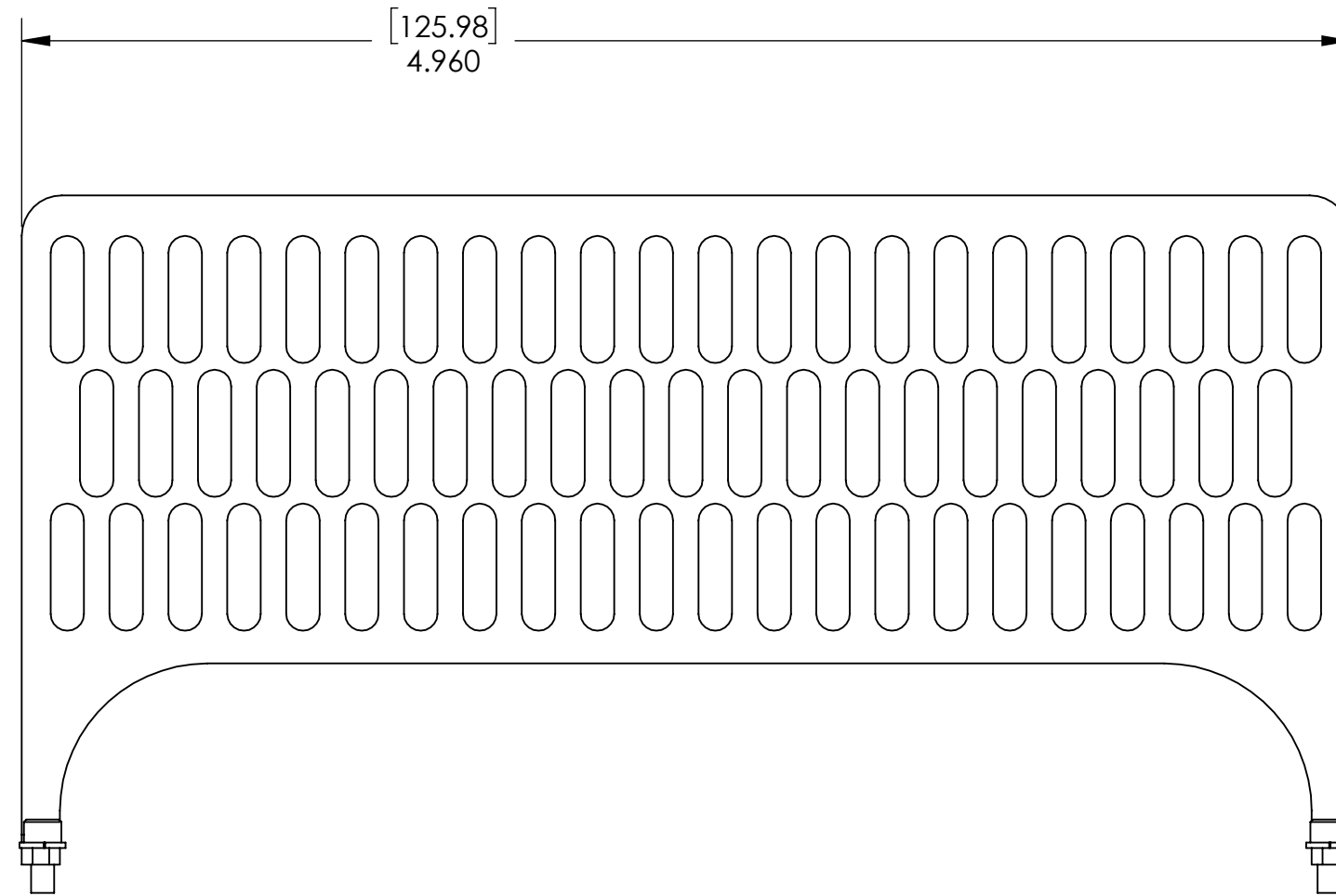
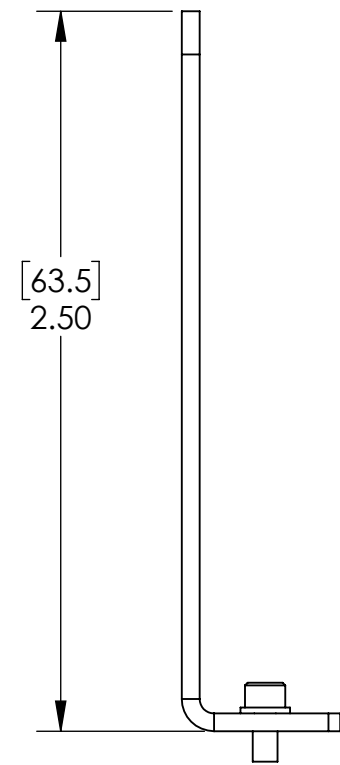
C

B

B

A

A



3. MATERIAL: STAINLESS STEEL POWDER COATED
SCREWS & WASHERS STAINLESS STEEL

2. HARDWARE AND CABLE TIES SHIPPED LOOSE.

1. FOR APPLICATION USE & CARE INFORMATION CONSULT VPC USERS GUIDE @WWW.VPC.COM

NOTES:

RELATIVE CONNECTOR POSITIONS AND WIRE ROUTING ARE GENERIC AND MAY VARY WITH PINKOUT			
DIMENSIONS ARE SHOWN AS:	SIZE	CAGE CODE	DWG. NO.
[MILLIMETERS]	C	18117	510109282
INCHES			
SCALE: 2:1	510109282	1/20/2015	SHEET 1 of 1

CUSTOMER DRAWING

VIRGINIA PANEL CORPORATION
WWW.VPC.COM

STRAIN RELIEF PLATE 90 SRS
RCVR, MOD. MCRCX/MCRPWR

4

3

2

1