

4

3

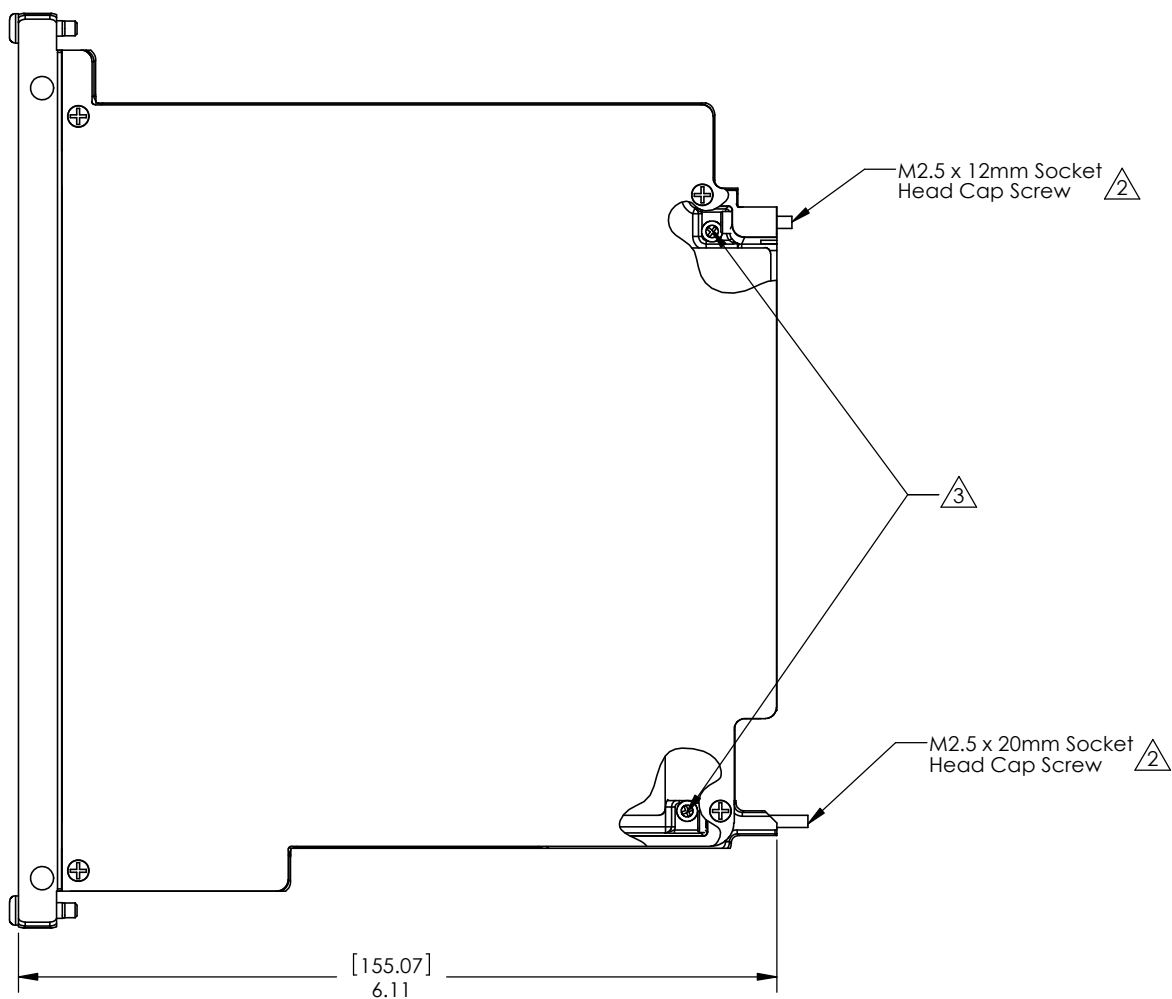
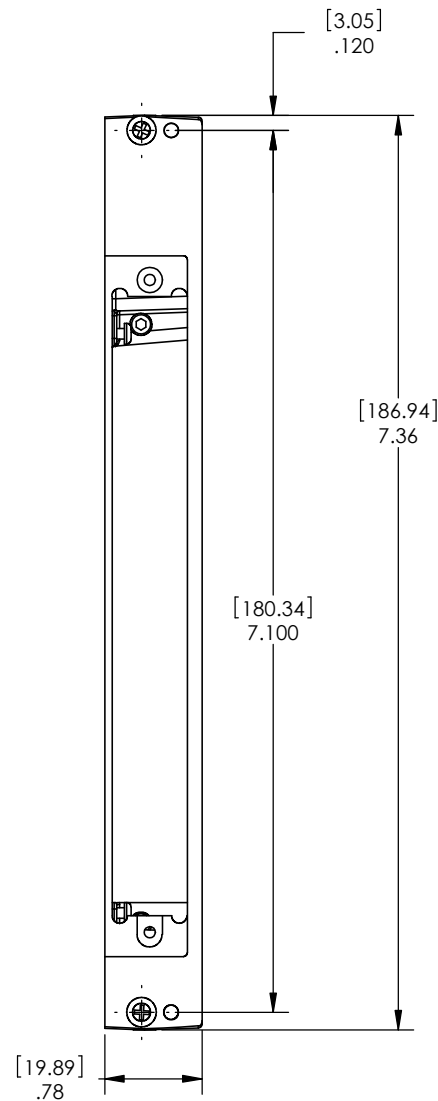

2

1

DO NOT SCALE DRAWING

THE INFORMATION CONTAINED HEREIN IS THE EXCLUSIVE PROPERTY OF VIRGINIA PANEL CORPORATION AND IS SUBMITTED FOR USE BY THE CUSTOMER ONLY. THE DATA SHALL NOT BE DUPLICATED, USED, OR DISCLOSED IN WHOLE OR IN PART FOR ANY PURPOSE OTHER THAN TO MAINTAIN THE EQUIPMENT PROVIDED. CONSULT WITH VIRGINIA PANEL CORPORATION ENGINEERING IF MORE DETAIL IS REQUIRED.

REVISIONS			
REV	DESCRIPTION	DATE	ENGR
E	ECN # 5676	12/11/14	J SHAND



3 PCB MOUNTING SCREWS ARE BAGGED AND SHIPPED LOOSE. DISCARD FOR WIRING APPLICATIONS.

2 MOUNTING HARDWARE IS BAGGED AND SHIPPED LOOSE.

1. FOR APPLICATION USE & CARE INFORMATION CONSULT VPC USERS GUIDE @WWW.VPC.COM
NOTES:

CUSTOMER DRAWING

VIRGINIA PANEL CORPORATION
WWW.VPC.COM

MODULE ACCESSORY
PXI CARD ADAPTER

DIMENSIONS ARE SHOWN AS:
[MILLIMETERS]
INCHES

SIZE	CAGE CODE	DWG. NO.	REV
C	18117	510109461	E
SCALE: NONE		510109461	6/11/10
SHEET		1 OF 1	

4

3

2

1