

4

3

2

1

DO NOT SCALE DRAWING

THE INFORMATION CONTAINED HEREIN IS THE EXCLUSIVE PROPERTY OF VIRGINIA PANEL CORPORATION AND IS SUBMITTED FOR USE BY THE CUSTOMER ONLY. THE DATA SHALL NOT BE DUPLICATED, USED, OR DISCLOSED IN WHOLE OR IN PART FOR ANY PURPOSE OTHER THAN TO MAINTAIN THE EQUIPMENT PROVIDED. CONSULT WITH VIRGINIA PANEL CORPORATION ENGINEERING IF MORE DETAIL IS REQUIRED.

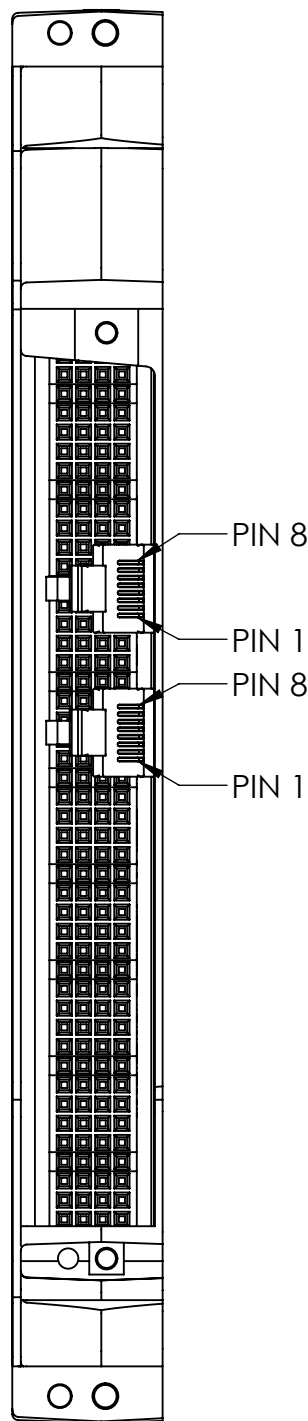
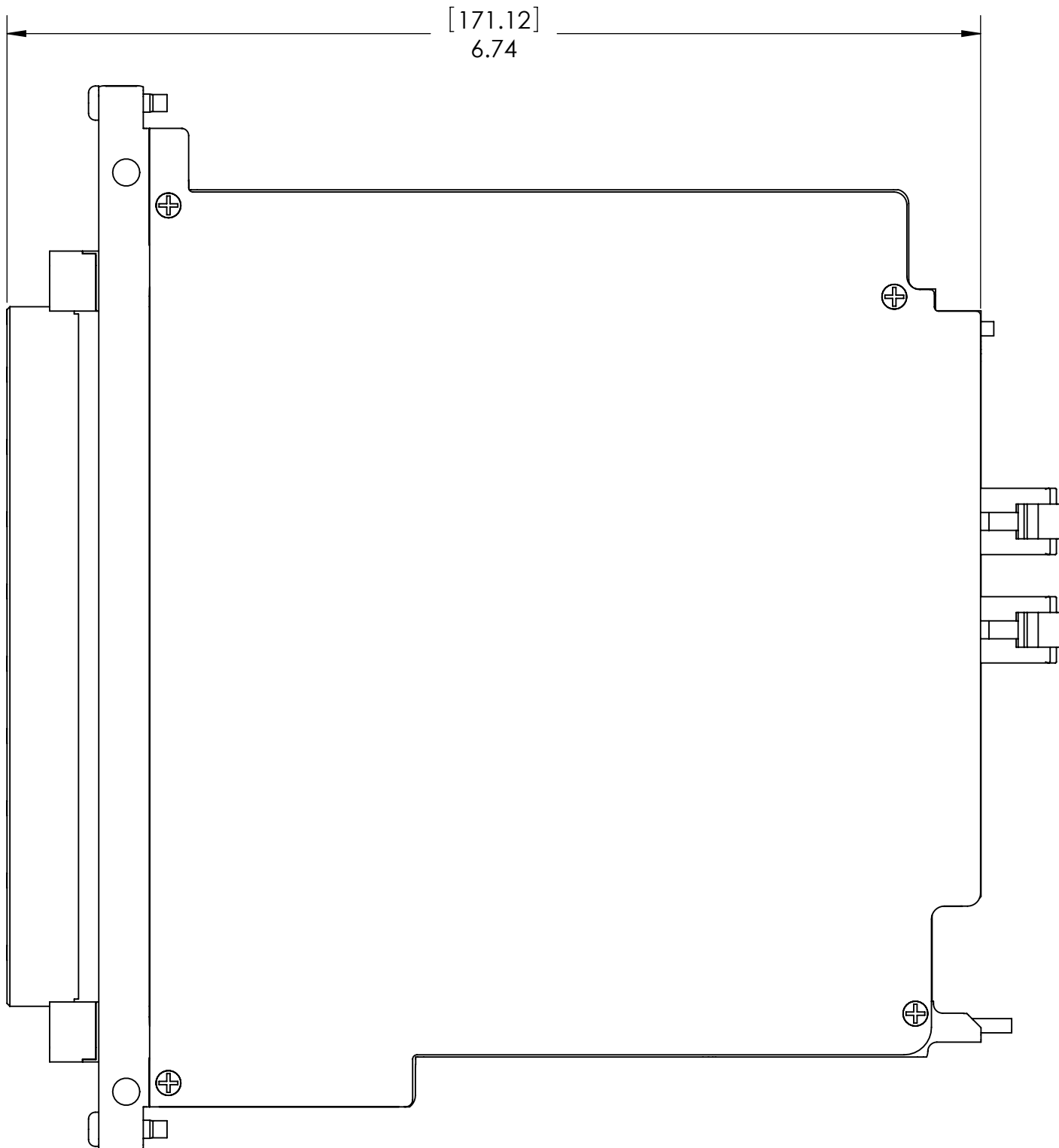
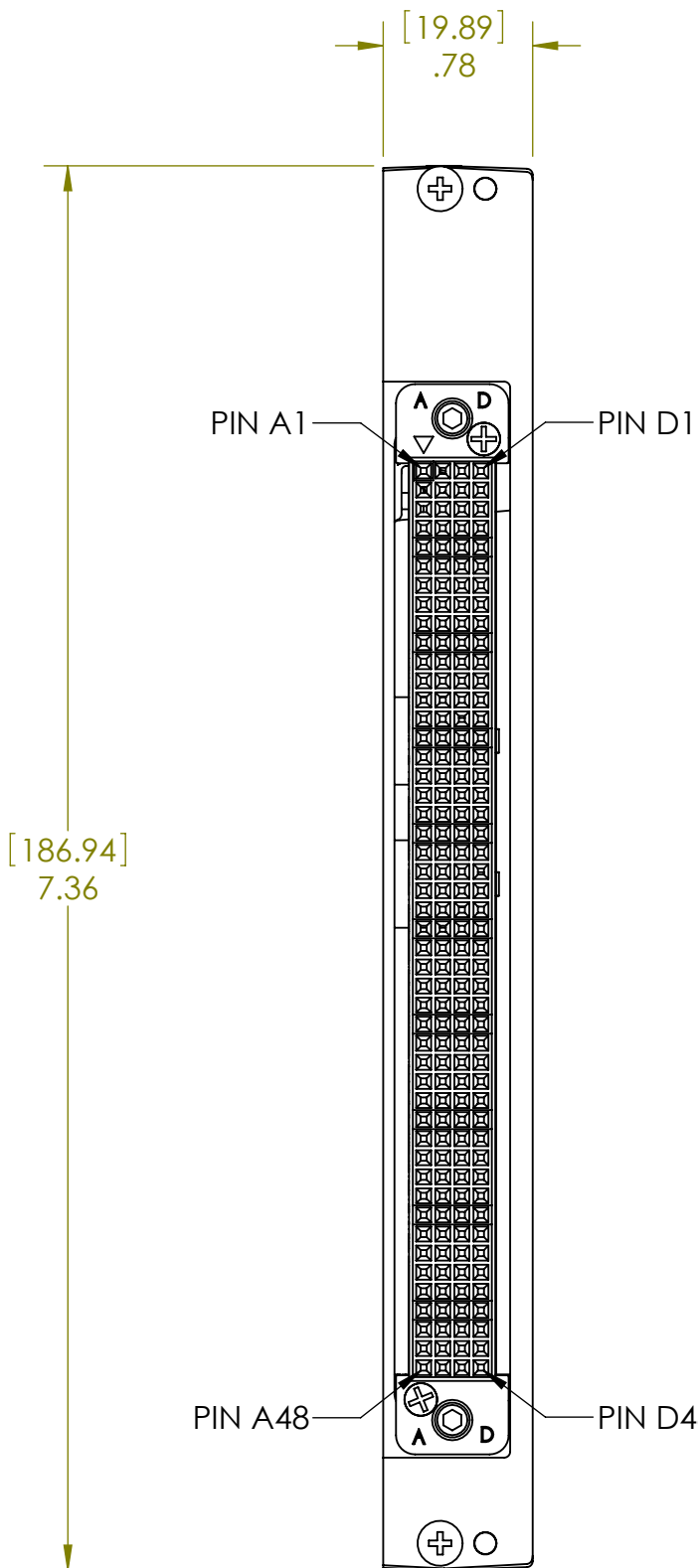
REVISIONS			
REV	DESCRIPTION	DATE	ENGR
A	DRAWING ORIGINATION - ECN #10-510-0056	8/31/10	E HUSTED

D

C

B

A



D

C

B

A

RJ45 PIN	COLOR	LABEL	VPC PIN
1	WHT/ORG	A	A20
2	ORG		B20
3	WHT/GRN		C20
4	BLU		D20
5	WHT/BLU		A21
6	GRN		B21
7	WHT/BRN		C21
8	BRN		D21
1	WHT/ORG	B	A25
2	ORG		B25
3	WHT/GRN		C25
4	BLU		D25
5	WHT/BLU		A26
6	GRN		B26
7	WHT/BRN		C26
8	BRN		D26

1. FOR APPLICATION USE & CARE INFORMATION CONSULT VPC USERS GUIDE @WWW.VPC.COM
NOTES:

MATING MODULE	510151105 (1)
MATING PATCHCORDS	7-123426000-036 (8)

DIMENSIONS ARE SHOWN AS:
[MILLIMETERS]
INCHES

CUSTOMER DRAWING			
VIRGINIA PANEL CORPORATION			
WWW.VPC.COM			
WDA NI PXIe-8234			
SIZE	CAGE CODE	DWG.NO.	REV
C	18117	510109465	A
SCALE: 1:1	510109465	8/31/10	SHEET 1 OF 1

4

3

2

1