

4

3

2

1

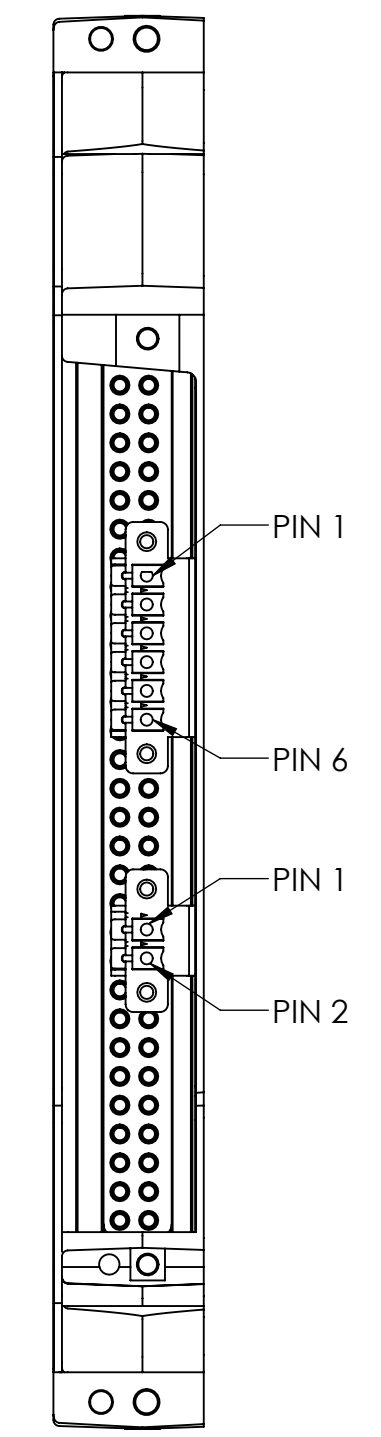
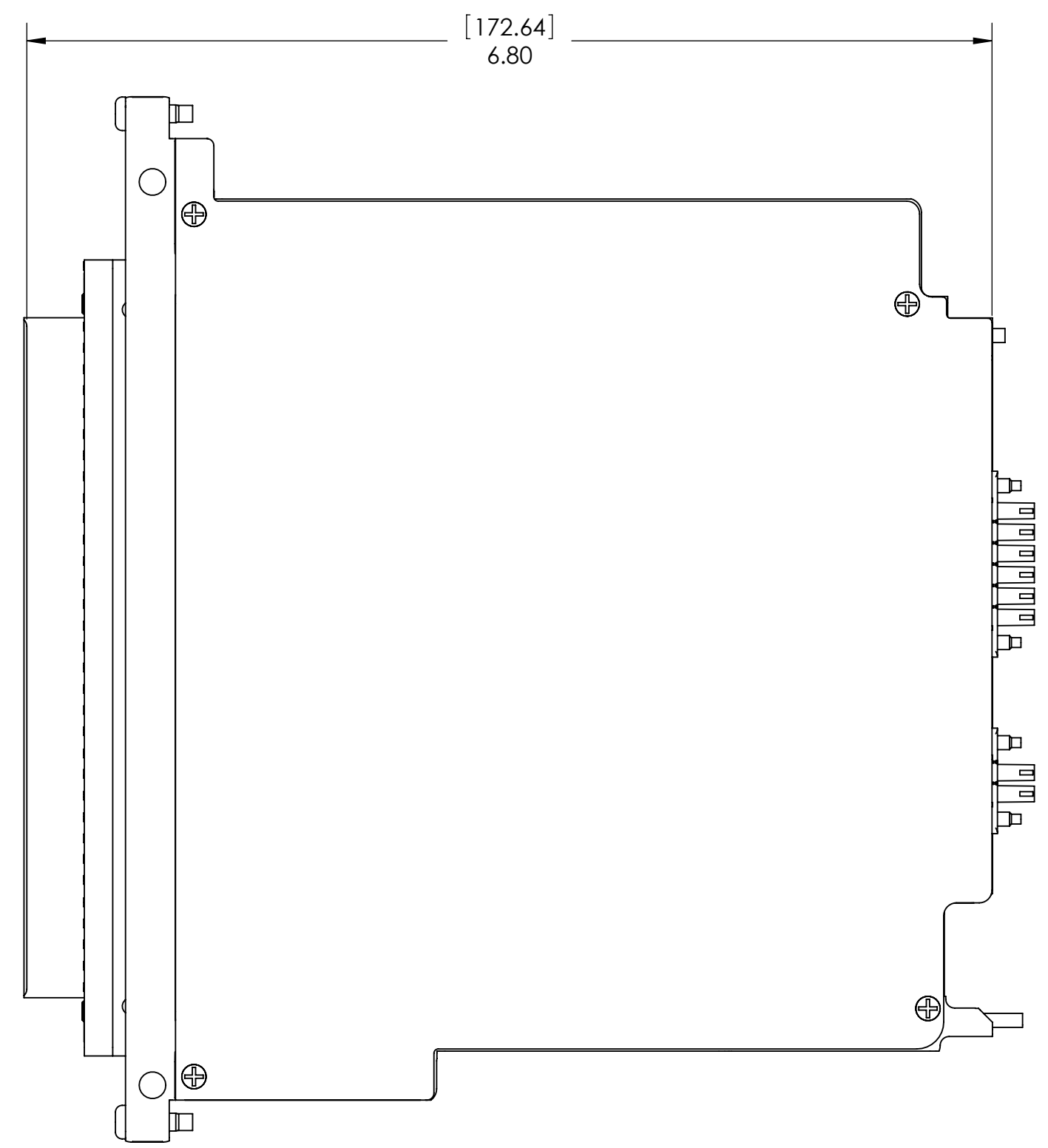
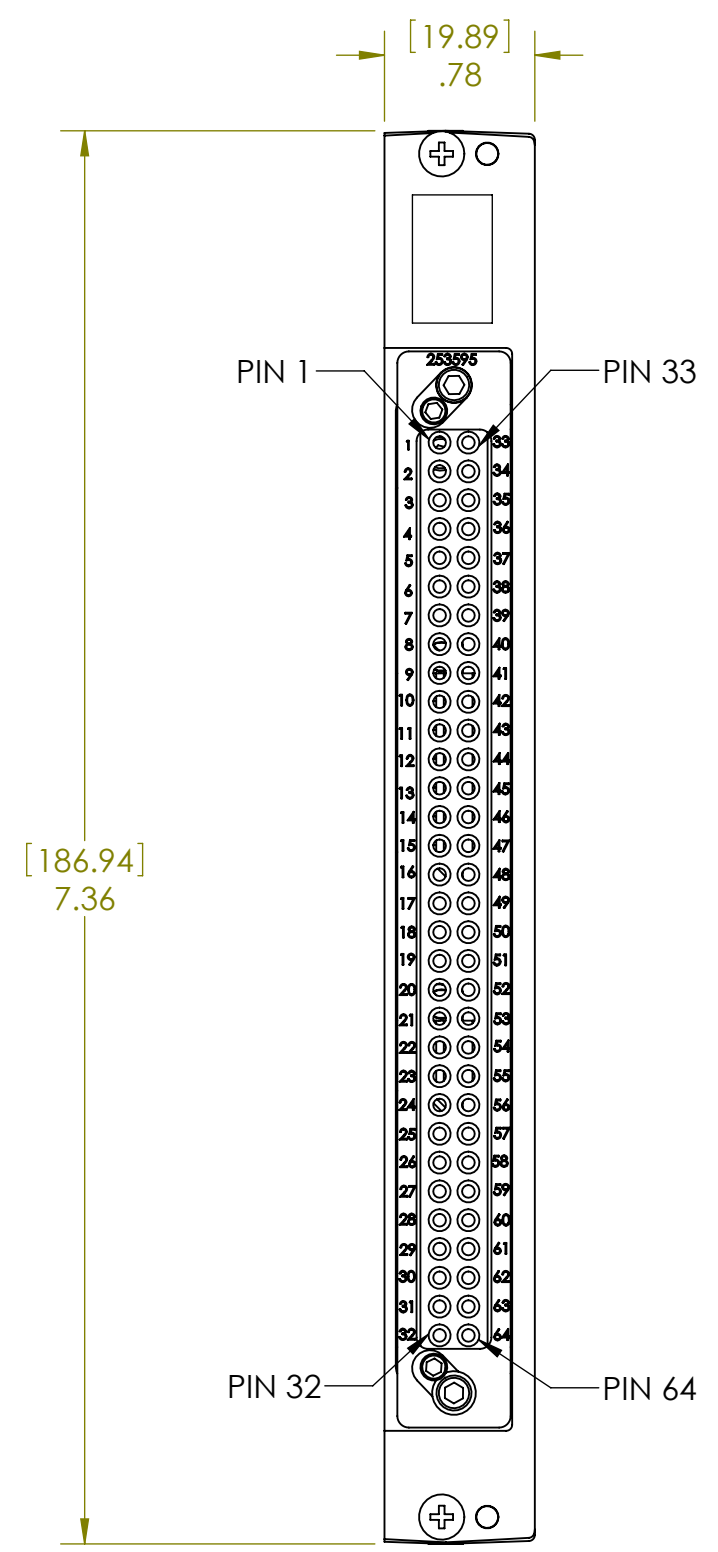
DO NOT SCALE DRAWING

THE INFORMATION CONTAINED HEREIN IS THE EXCLUSIVE PROPERTY OF VIRGINIA PANEL CORPORATION AND IS SUBMITTED FOR USE BY THE CUSTOMER ONLY. THE DATA SHALL NOT BE DUPLICATED, USED, OR DISCLOSED IN WHOLE OR IN PART FOR ANY PURPOSE OTHER THAN TO MAINTAIN THE EQUIPMENT PROVIDED. CONSULT WITH VIRGINIA PANEL CORPORATION ENGINEERING IF MORE DETAIL IS REQUIRED.

| REVISIONS | | | |
|-----------|--|---------|----------|
| REV | DESCRIPTION | DATE | ENGR |
| A | DRAWING ORIGINATION - ECN #10-510-0056 | 8/31/10 | E HUSTED |

D

D



C

C

B

B

A

A

| VPC PIN | WIRE | CONNECTOR | PIN |
|---------|--------|-----------|-----|
| 10 | 18 AWG | 6 PIN | 1 |
| 42 | 18 AWG | | 2 |
| 11 | 18 AWG | | 3 |
| 43 | 18 AWG | | 4 |
| 12 | 18 AWG | | 5 |
| 44 | 18 AWG | | 6 |
| 21 | 18 AWG | 2 PIN | 1 |
| 53 | 18 AWG | | 2 |

1. FOR APPLICATION USE & CARE INFORMATION CONSULT VPC USERS GUIDE @WWW.VPC.COM
NOTES:

| | |
|-------------------|---------------------|
| MATING MODULE | 510108101 (1) |
| MATING PATCHCORDS | 7-109918000-036 (8) |

| | | | | |
|--------------------------|------------|-----------|-----------|--------------|
| DIMENSIONS ARE SHOWN AS: | SIZE | CAGE CODE | DWG. NO. | REV |
| [MILLIMETERS] | C | 18117 | 510109469 | A |
| INCHES | SCALE: 1:1 | 510109469 | 8/31/10 | SHEET 1 OF 1 |

CUSTOMER DRAWING
VIRGINIA PANEL CORPORATION
WWW.VPC.COM
WDA NI PXI-4110

4

3

2

1