

4

3

2

1

DO NOT SCALE DRAWING

THE INFORMATION CONTAINED HEREIN IS THE EXCLUSIVE PROPERTY OF VIRGINIA PANEL CORPORATION AND IS SUBMITTED FOR USE BY THE CUSTOMER ONLY. THE DATA SHALL NOT BE DUPLICATED, USED, OR DISCLOSED IN WHOLE OR IN PART FOR ANY PURPOSE OTHER THAN TO MAINTAIN THE EQUIPMENT PROVIDED. CONSULT WITH VIRGINIA PANEL CORPORATION ENGINEERING IF MORE DETAIL IS REQUIRED.

REVISIONS			
REV	DESCRIPTION	DATE	ENGR
D	ECN #9138	6/4/19	J FERSNER

D

D

C

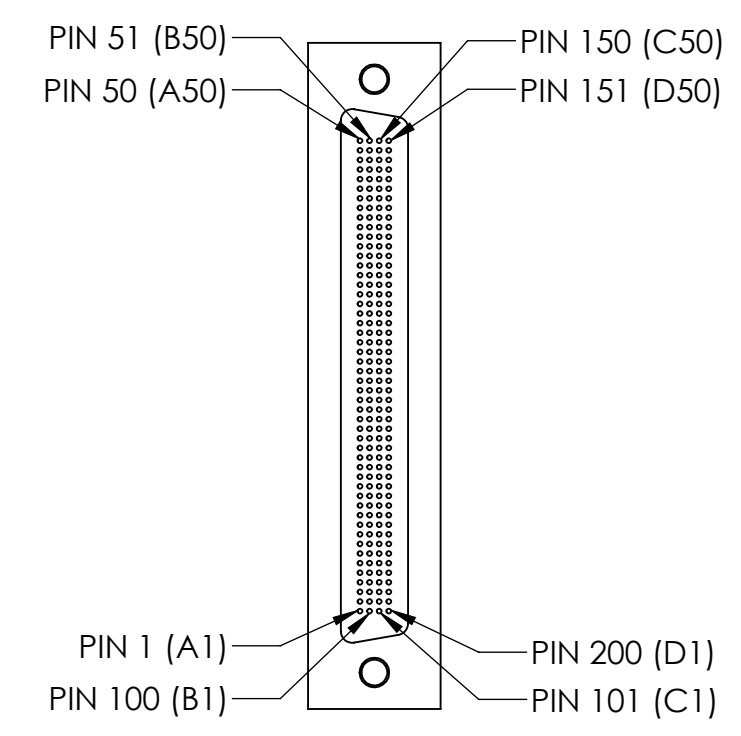
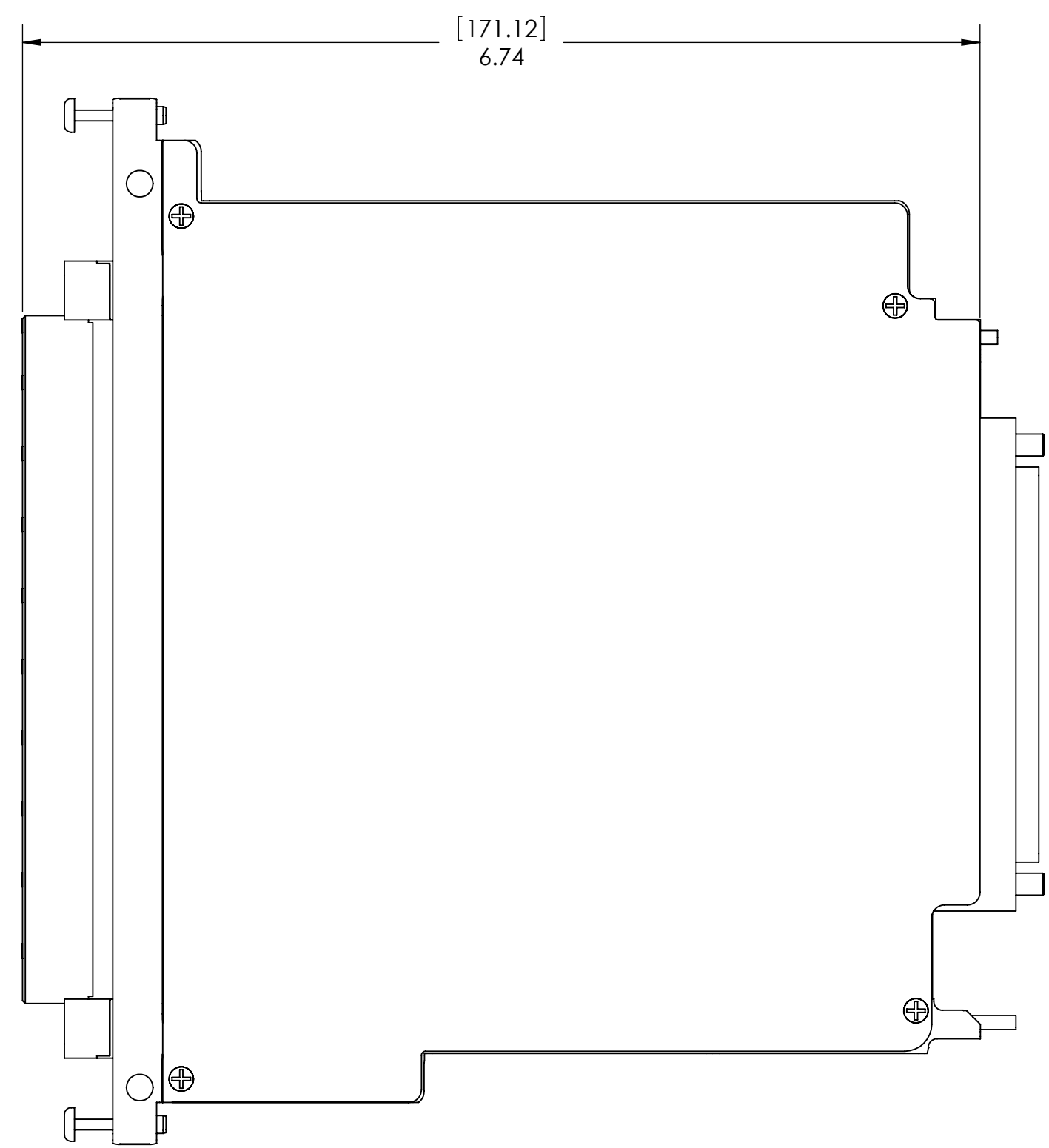
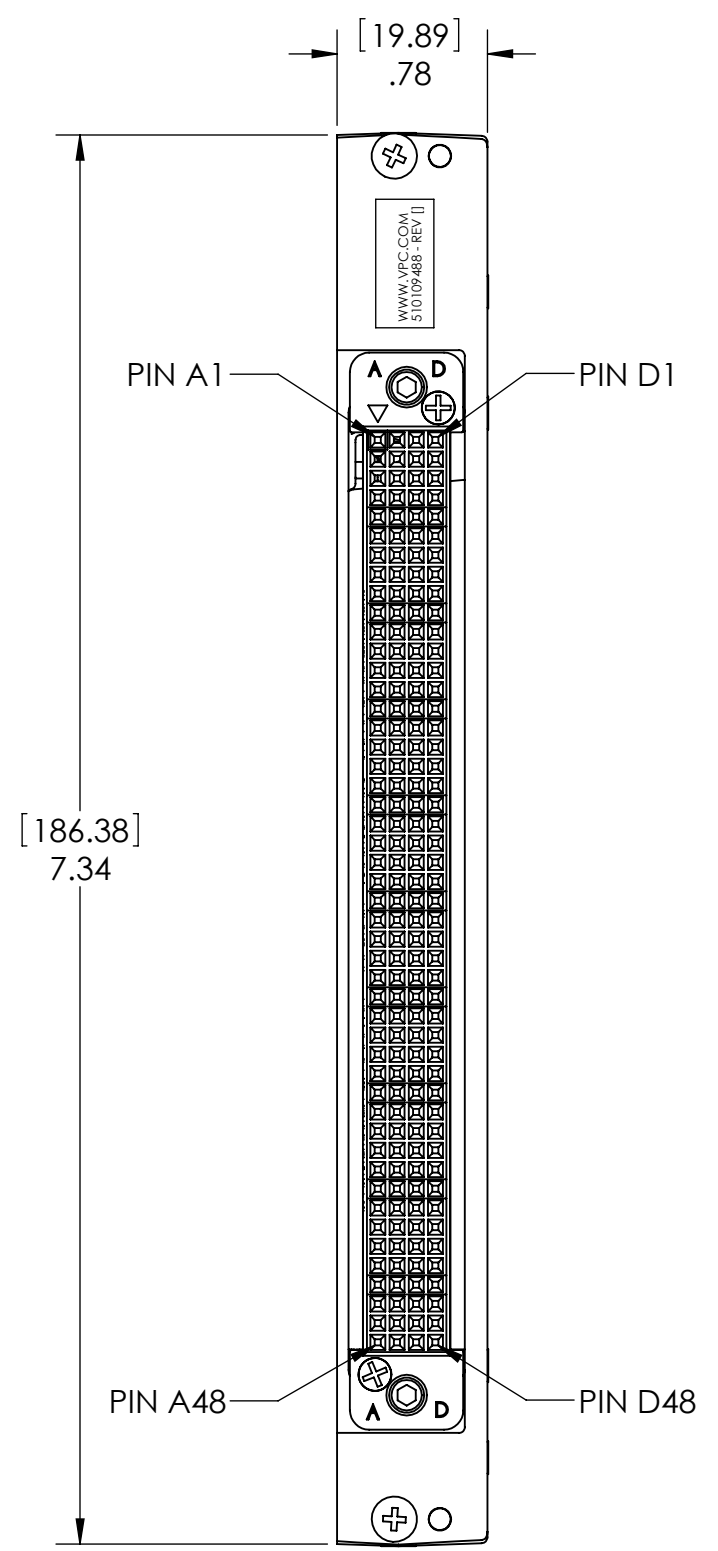
C

B

B

A

A



1. FOR APPLICATION USE & CARE INFORMATION CONSULT VPC USERS GUIDE @WWW.VPC.COM
NOTES:

MATING MODULE	510151105 (1)
MATING PATCHCORDS	7-123926000-036 (192)

DIMENSIONS ARE SHOWN AS:	SIZE	CAGE CODE	DWG. NO.	REV
[MILLIMETERS]	C	18117	510109488	D
INCHES	SCALE: NONE	510109488	7/29/10	SHEET 1 OF 2

4

3

2

1

VPC MOD	200 PIN LFH	200 PIN LFH ALTERNATE	VPC MOD	200 PIN LFH	200 PIN LFH ALTERNATE	VPC MOD	200 PIN LFH	200 PIN LFH ALTERNATE	VPC MOD	200 PIN LFH	200 PIN LFH ALTERNATE
A1	151	D50	A13	163	D38	A25	175	D26	A37	187	D14
B1	150	C50	B13	138	C38	B25	126	C26	B37	114	C14
C1	51	B50	C13	63	B38	C25	75	B26	C37	87	B14
D1	50	A50	D13	38	A38	D25	26	A26	D37	14	A14
A2	152	D49	A14	164	D37	A26	176	D25	A38	188	D13
B2	149	C49	B14	137	C37	B26	125	C25	B38	113	C13
C2	52	B49	C14	64	B37	C26	76	B25	C38	88	B13
D2	49	A49	D14	37	A37	D26	25	A25	D38	13	A13
A3	153	D48	A15	165	D36	A27	177	D24	A39	189	D12
B3	148	C48	B15	136	C36	B27	124	C24	B39	112	C12
C3	53	B48	C15	65	B36	C27	77	B24	C39	89	B12
D3	48	A48	D15	36	A36	D27	24	A24	D39	12	A12
A4	154	D47	A16	166	D35	A28	178	D23	A40	190	D11
B4	147	C47	B16	135	C35	B28	123	C23	B40	111	C11
C4	54	B47	C16	66	B35	C28	78	B23	C40	90	B11
D4	47	A47	D16	35	A35	D28	23	A23	D40	11	A11
A5	155	D46	A17	167	D34	A29	179	D22	A41	191	D10
B5	146	C46	B17	134	C34	B29	122	C22	B41	110	C10
C5	55	B46	C17	67	B34	C29	79	B22	C41	91	B10
D5	46	A46	D17	34	A34	D29	22	A22	D41	10	A10
A6	156	D45	A18	168	D33	A30	180	D21	A42	192	D9
B6	145	C45	B18	133	C33	B30	121	C21	B42	109	C9
C6	56	B45	C18	68	B33	C30	80	B21	C42	92	B9
D6	45	A45	D18	33	A33	D30	21	A21	D42	9	A9
A7	157	D44	A19	169	D32	A31	181	D20	A43	193	D8
B7	144	C44	B19	132	C32	B31	120	C20	B43	108	C8
C7	57	B44	C19	69	B32	C31	81	B20	C43	93	B8
D7	44	A44	D19	32	A32	D31	20	A20	D43	8	A8
A8	158	D43	A20	170	D31	A32	182	D19	A44	194	D7
B8	143	C43	B20	131	C31	B32	119	C19	B44	107	C7
C8	58	B43	C20	70	B31	C32	82	B19	C44	94	B7
D8	43	A43	D20	31	A31	D32	19	A19	D44	7	A7
A9	159	D42	A21	171	D30	A33	183	D18	A45	195	D6
B9	142	C42	B21	130	C30	B33	118	C18	B45	106	C6
C9	59	B42	C21	71	B30	C33	83	B18	C45	95	B6
D9	42	A42	D21	30	A30	D33	18	A18	D45	6	A6
A10	160	D41	A22	172	D29	A34	184	D17	A46	196	D5
B10	141	C41	B22	129	C29	B34	117	C17	B46	105	C5
C10	60	B41	C22	72	B29	C34	84	B17	C46	96	B5
D10	41	A41	D22	29	A29	D34	17	A17	D46	5	A5
A11	161	D40	A23	173	D28	A35	185	D16	A47	199	D2
B11	140	C40	B23	128	C28	B35	116	C16	B47	104	C4
C11	61	B40	C23	73	B28	C35	85	B16	C47	97	B4
D11	40	A40	D23	28	A28	D35	16	A16	D47	4	A4
A12	162	D39	A24	174	D27	A36	186	D15	A48	200	D1
B12	139	C39	B24	127	C27	B36	115	C15	B48	103	C3
C12	62	B39	C24	74	B27	C36	86	B15	C48	98	B3
D12	39	A39	D24	27	A27	D36	15	A15	D48	3	A3

D

C

B

A

D

C

B

A

CUSTOMER DRAWING - CUSTOMER DRAWING - CUSTOMER DRAWING

THE INFORMATION CONTAINED HEREIN IS THE EXCLUSIVE PROPERTY OF VIRGINIA PANEL CORPORATION AND IS SUBMITTED FOR USE BY THE CUSTOMER ONLY. THE DATA SHALL NOT BE DUPLICATED, USED, OR DISCLOSED IN WHOLE OR IN PART FOR ANY PURPOSE OTHER THAN TO MAINTAIN THE EQUIPMENT PROVIDED.

SIZE	CAGE CODE	DWG. NO.	REV
C	18117	510109488	D
SCALE: NONE		510109488	7/29/10 SHEET 2 OF 2

DO NOT SCALE DRAWING