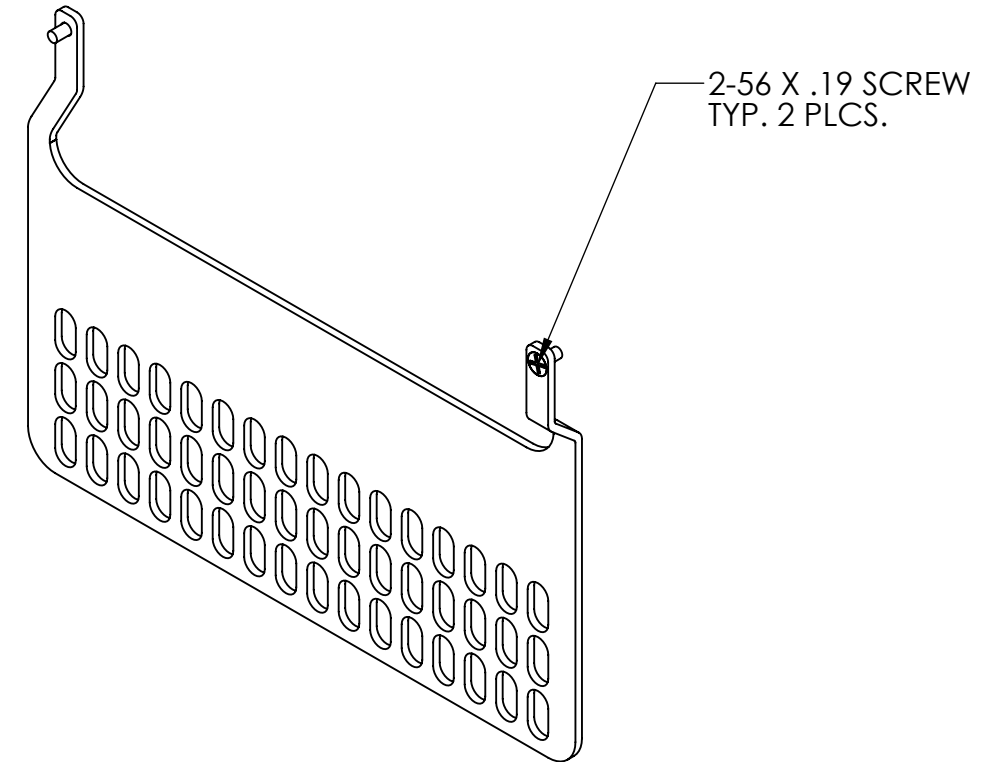
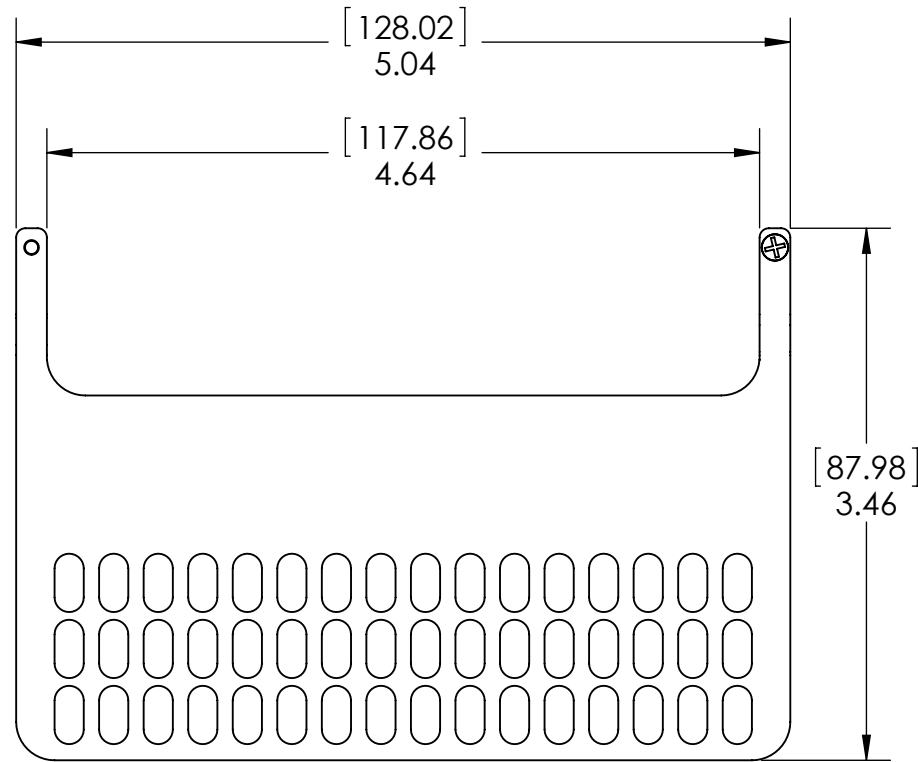



DO NOT SCALE DRAWING

THE INFORMATION CONTAINED HEREIN IS THE EXCLUSIVE PROPERTY OF VIRGINIA PANEL CORPORATION AND IS SUBMITTED FOR USE BY THE CUSTOMER ONLY. THE DATA SHALL NOT BE DUPLICATED, USED, OR DISCLOSED IN WHOLE OR IN PART FOR ANY PURPOSE OTHER THAN TO MAINTAIN THE EQUIPMENT PROVIDED. CONSULT WITH VIRGINIA PANEL CORPORATION ENGINEERING IF MORE DETAIL IS REQUIRED.

REVISIONS			
REV	DESCRIPTION	DATE	ENGR
A	DRAWING ORIGATION- ECN #4225	8/16/2012	S MARSHALL



NOTES:
 2. SEE MODULE DRAWING(S) FOR TORQUE SPECS.
 1. FOR APPLICATION USE AND CARE INFORMATION CONSULT VPC USERS GUIDE @ WWW.VPC.COM

CUSTOMER DRAWING			
VIRGINIA PANEL CORPORATION WWW.VPC.COM			
STRAIN RELIEF PLATE F/50 PIN MICRO COAX/POWER			
DIMENSIONS ARE SHOWN AS:	SIZE	CAGE CODE	DWG.NO.
[MILLIMETERS] INCHES	B	18117	510109548
	SCALE: 1:1	510109548	8/16/2012 SHEET 1 OF 1