

4

3

2

1

DO NOT SCALE DRAWING

THE INFORMATION CONTAINED HEREIN IS THE EXCLUSIVE PROPERTY OF VIRGINIA PANEL CORPORATION AND IS SUBMITTED FOR USE BY THE CUSTOMER ONLY. THE DATA SHALL NOT BE DUPLICATED, USED, OR DISCLOSED IN WHOLE OR IN PART FOR ANY PURPOSE OTHER THAN TO MAINTAIN THE EQUIPMENT PROVIDED. CONSULT WITH VIRGINIA PANEL CORPORATION ENGINEERING IF MORE DETAIL IS REQUIRED.

REVISIONS

REV	DESCRIPTION	DATE	ENGR
D	ECN #12391	3/8/22	R HERRON

D

C

B

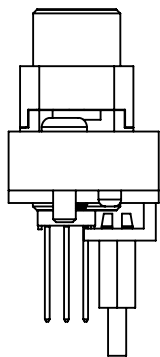
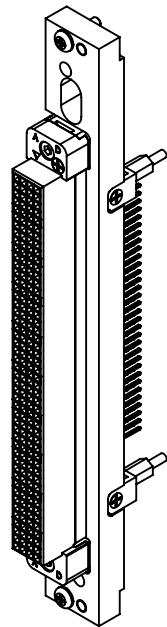
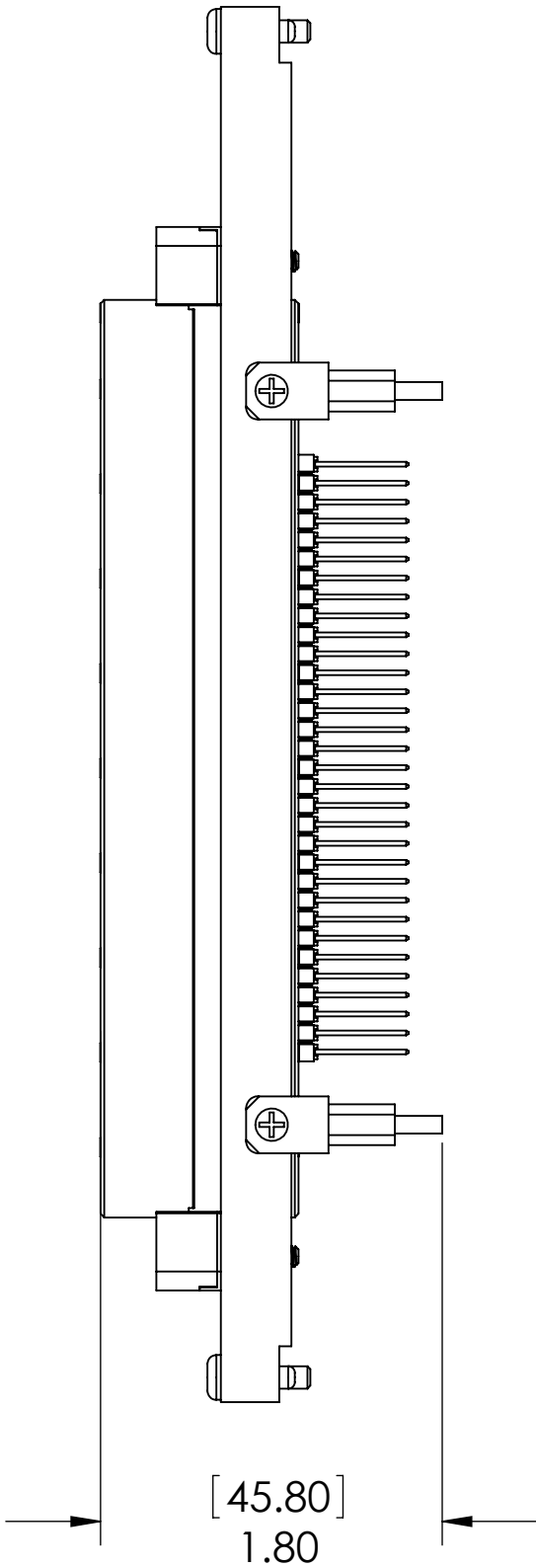
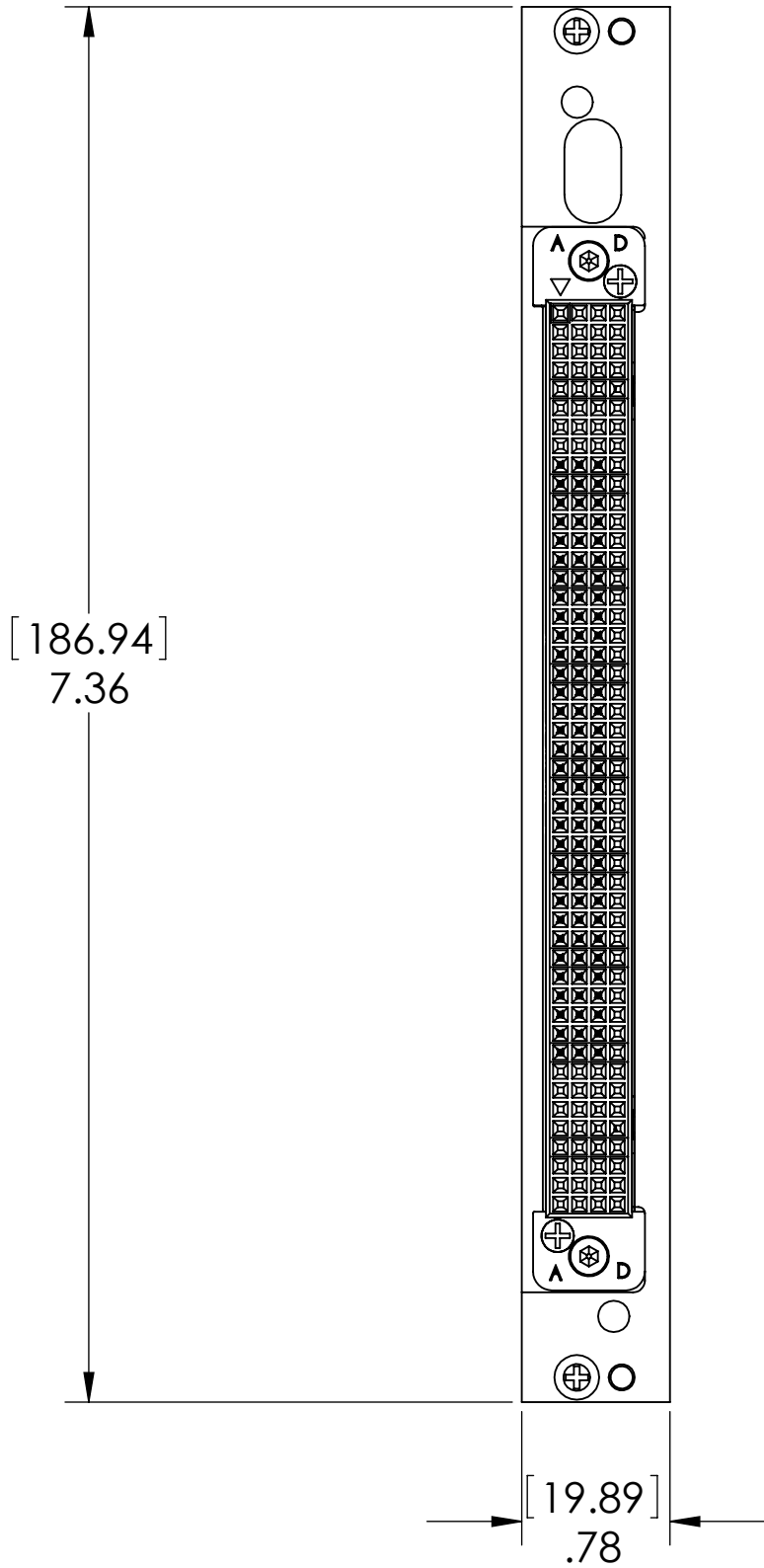
A

D

C

B

A



2. 96 PIN MALE HEADER IS LOCATED AT PINS 9A - 40C  
1. FOR APPLICATION USE & CARE INFORMATION CONSULT VPC USERS GUIDE @WWW.VPC.COM  
NOTES:

DIMENSIONS ARE SHOWN AS:		SIZE	CAGE CODE	DWG.NO.	REV
[MILLIMETERS]		C	18117	510130109	D
INCHES		SCALE: 1:1	510130109 9/21/07	SHEET	1 OF 1

4

3

2

1