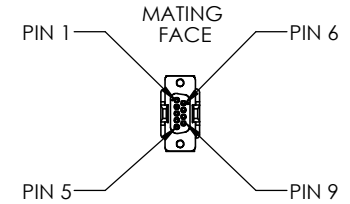
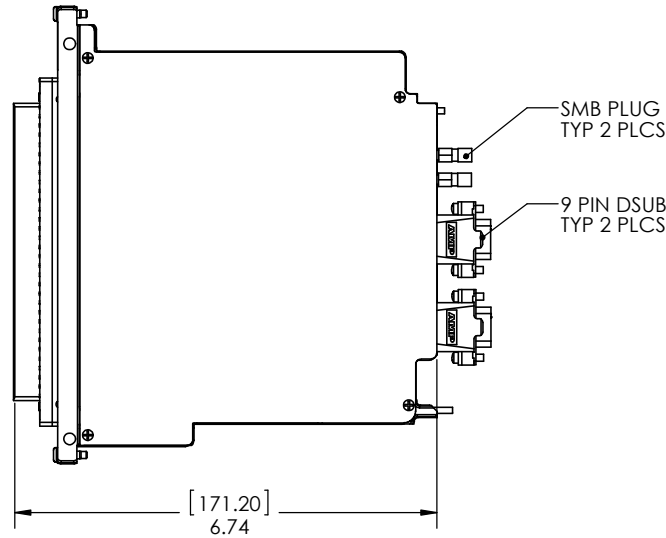
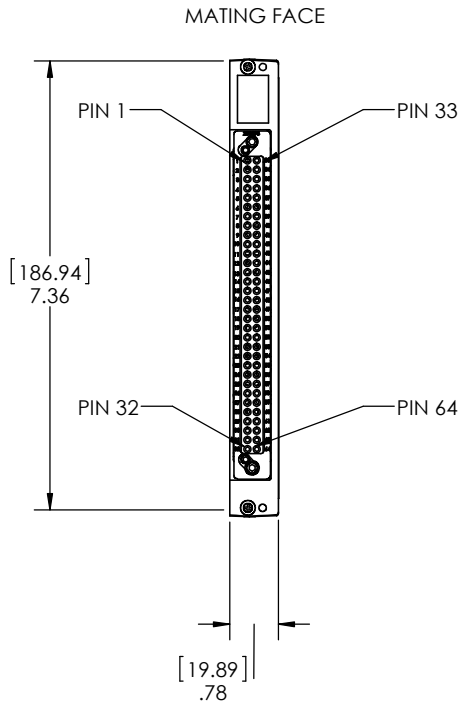


DO NOT SCALE DRAWING

THE INFORMATION CONTAINED HEREIN IS THE EXCLUSIVE PROPERTY OF VIRGINIA PANEL CORPORATION AND IS SUBMITTED FOR USE BY THE CUSTOMER ONLY. THE DATA SHALL NOT BE DUPLICATED, USED OR DISCLOSED IN WHOLE OR IN PART FOR ANY PURPOSE OTHER THAN TO MAINTAIN THE EQUIPMENT PROVIDED. CONSULT WITH VIRGINIA PANEL CORPORATION ENGINEERING IF MORE DETAIL IS REQUIRED.

REV	DESCRIPTION	DATE	ENGINEER
A	ORIGINAL RELEASE ECN #6273	10/9/15	CCLINE



MATING MODULE	510108101(1)
MATING PATCHCORDS	7-103920000-036 (22)

Run #	From Connector	From Pin	Contact	WIRE AWG	Length (in)	WIRE COLOR	To Connector	To Pin	Label
1	T0	1-CC	SMB PLUG	RG316	8	CENTER	510104134	4	T0
2	T0	1-S	SMB PLUG		8	SHIELD		36	
3	T1	2-CC	SMB PLUG	RG316	8	CENTER		8	T1
4	T1	2-S	SMB PLUG		8	SHIELD		40	
5	P1	1	9DSUB	28	8	WHT		12	P1
6	P1	2		28	8	BRN		13	
7	P1	3		28	8	GRN		14	
8	P1	4		28	8	YEL		15	
9	P1	5		28	8	GRY		16	
10	P1	6		28	8	PNK		44	
11	P1	7		28	8	BLU		45	
12	P1	8		28	8	RED		46	
13	P1	9		28	8	BLK		47	
14	P2	1	9DSUB	28	8	WHT		20	P2
15	P2	2		28	8	BRN		21	
16	P2	3		28	8	GRN		22	
17	P2	4		28	8	YEL		23	
18	P2	5		28	8	GRY		24	
19	P2	6		28	8	PNK		52	
20	P2	7		28	8	BLU		53	
21	P2	8		28	8	RED		54	
22	P2	9		28	8	BLK		55	

1. FOR APPLICATION USE & CARE INFORMATION CONSULT VPC USERS GUIDE @WWW.VPC.COM  
NOTES:

**CUSTOMER DRAWING**

PTA NATIONAL INSTRUMENTS  
NI PXI-8513/2

RELATIVE CONNECTOR POSITIONS AND WIRE ROUTING ARE GENERIC AND MAY VARY WITH PINOUT

DWG.NO. **510140111** REV **A**

DIMENSIONS ARE SHOWN AS:  
[MILLIMETERS]  
INCHES

SIZE	SCALE	CAGE CODE	SHEET
B	NONE	18117	1 OF 1