

4

3

2

1

DO NOT SCALE DRAWING

THE INFORMATION CONTAINED HEREIN IS THE EXCLUSIVE PROPERTY OF VIRGINIA PANEL CORPORATION AND IS SUBMITTED FOR USE BY THE CUSTOMER ONLY. THE DATA SHALL NOT BE DUPLICATED, USED, OR DISCLOSED IN WHOLE OR IN PART FOR ANY PURPOSE OTHER THAN TO MAINTAIN THE EQUIPMENT PROVIDED. CONSULT WITH VIRGINIA PANEL CORPORATION ENGINEERING IF MORE DETAIL IS REQUIRED.

REVISIONS

REV	DESCRIPTION	DATE	ENGR
D	ECN #4181	7/27/12	L LOCKRIDGE

D

C

B

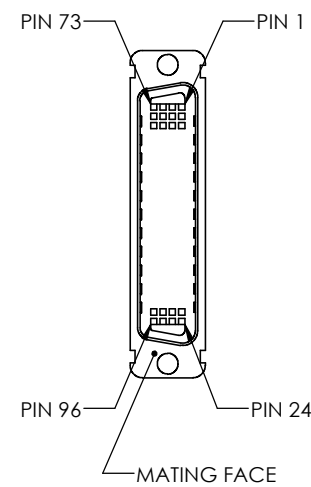
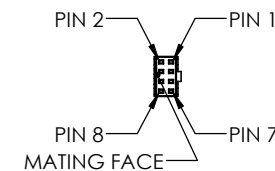
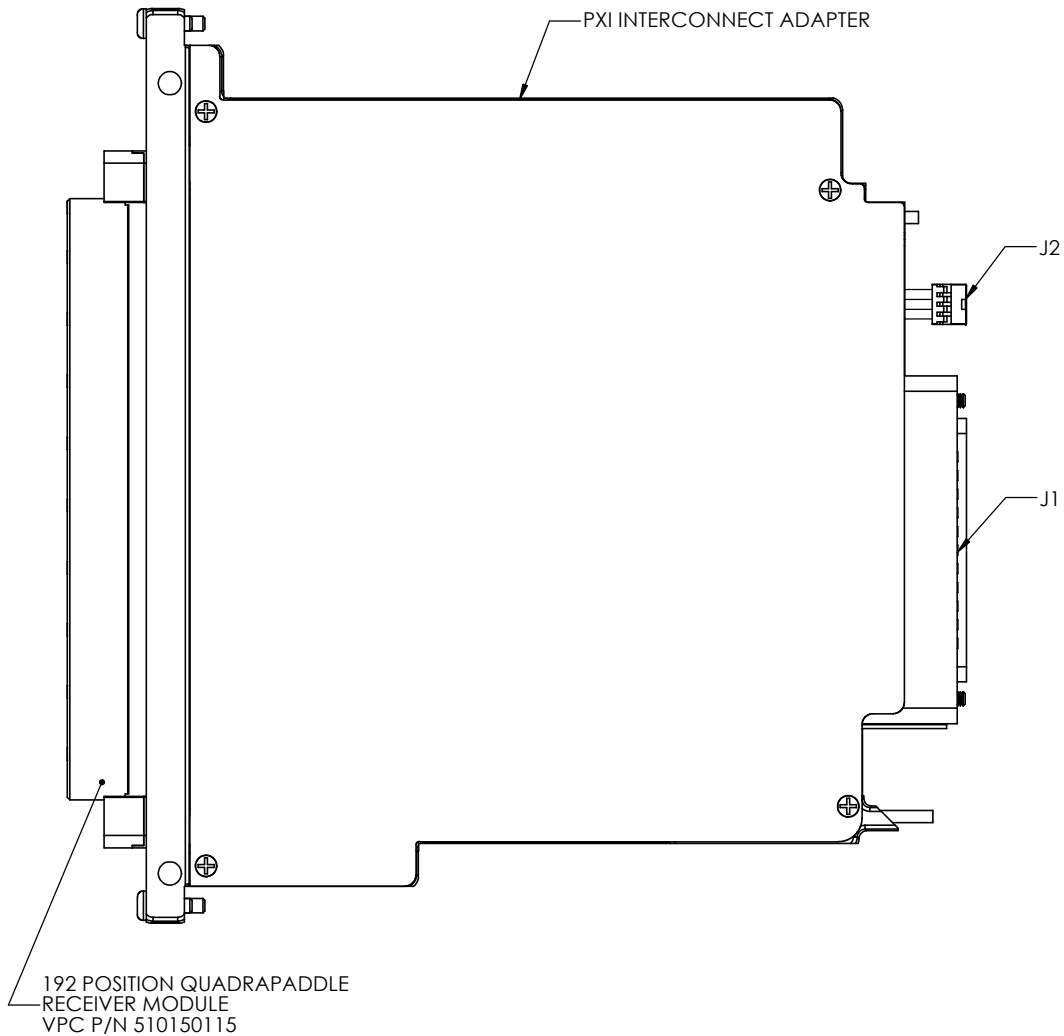
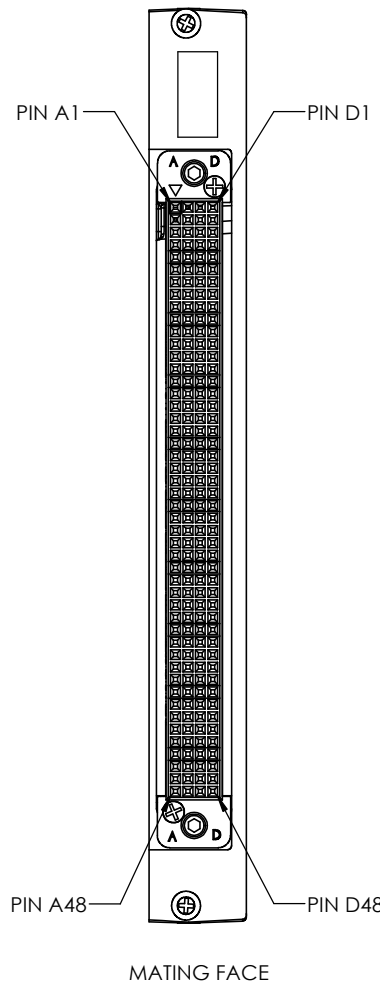
A

D

C

B

A



2. MATING ITA MODULE: 510151105 (1)
 MATING ITA PATCHCORD: 7-121924000-036 (104)

1. FOR APPLICATION USE & CARE INFORMATION CONSULT VPC USERS GUIDE @WWW.VPC.COM
 NOTES:

RELATIVE CONNECTOR POSITIONS AND WIRE ROUTING ARE GENERIC AND MAY VARY WITH PRODUCT
 DIMENSIONS ARE SHOWN AS:
 [MILLIMETERS]
 INCHES

CUSTOMER DRAWING			
VIRGINIA PANEL CORPORATION WWW.VPC.COM			
WDA PXI EXC-4000			
SIZE	CAGE CODE	DWG. NO.	REV
C	18117	510140129	D
SCALE: NONE	510140129	8/8/2011	SHEET 1 OF 2

4

3

2

1

FROM	WIRE	TO	FROM	WIRE	TO	FROM	WIRE	TO	FROM	WIRE	TO
A1	-	N/C	B1	-	N/C	C1	-	N/C	D1	-	N/C
A2	-	N/C	B2	-	N/C	C2	-	N/C	D2	-	N/C
A3	-	N/C	B3	-	N/C	C3	-	N/C	D3	-	N/C
A4	-	N/C	B4	-	N/C	C4	-	N/C	D4	-	N/C
A5	-	N/C	B5	-	N/C	C5	-	N/C	D5	-	N/C
A6	-	N/C	B6	-	N/C	C6	-	N/C	D6	-	N/C
A7	-	N/C	B7	-	N/C	C7	-	N/C	D7	-	N/C
A8	-	N/C	B8	-	N/C	C8	-	N/C	D8	-	N/C
A9	-	N/C	B9	-	N/C	C9	-	N/C	D9	-	N/C
A10	24 AWG WHT	J2-1	B10	24 AWG WHT	J2-2	C10	-	N/C	D10	-	N/C
A11	24 AWG WHT	J2-3	B11	24 AWG WHT	J2-4	C11	-	N/C	D11	-	N/C
A12	24 AWG WHT	J2-5	B12	24 AWG WHT	J2-6	C12	-	N/C	D12	-	N/C
A13	24 AWG WHT	J2-7	B13	24 AWG WHT	J2-8	C13	-	N/C	D13	-	N/C
A14	-	N/C	B14	-	N/C	C14	-	N/C	D14	-	N/C
A15	26 AWG WHT	J1-1	B15	26 AWG WHT	J1-25	C15	26 AWG WHT	J1-49	D15	26 AWG WHT	J1-73
A16	26 AWG WHT	J1-2	B16	26 AWG WHT	J1-26	C16	26 AWG WHT	J1-50	D16	26 AWG WHT	J1-74
A17	26 AWG WHT	J1-3	B17	26 AWG WHT	J1-27	C17	26 AWG WHT	J1-51	D17	26 AWG WHT	J1-75
A18	26 AWG WHT	J1-4	B18	26 AWG WHT	J1-28	C18	26 AWG WHT	J1-52	D18	26 AWG WHT	J1-76
A19	26 AWG WHT	J1-5	B19	26 AWG WHT	J1-29	C19	26 AWG WHT	J1-53	D19	26 AWG WHT	J1-77
A20	26 AWG WHT	J1-6	B20	26 AWG WHT	J1-30	C20	26 AWG WHT	J1-54	D20	26 AWG WHT	J1-78
A21	26 AWG WHT	J1-7	B21	26 AWG WHT	J1-31	C21	26 AWG WHT	J1-55	D21	26 AWG WHT	J1-79
A22	26 AWG WHT	J1-8	B22	26 AWG WHT	J1-32	C22	26 AWG WHT	J1-56	D22	26 AWG WHT	J1-80
A23	26 AWG WHT	J1-9	B23	26 AWG WHT	J1-33	C23	26 AWG WHT	J1-57	D23	26 AWG WHT	J1-81
A24	26 AWG WHT	J1-10	B24	26 AWG WHT	J1-34	C24	26 AWG WHT	J1-58	D24	26 AWG WHT	J1-82
A25	26 AWG WHT	J1-11	B25	26 AWG WHT	J1-35	C25	26 AWG WHT	J1-59	D25	26 AWG WHT	J1-83
A26	26 AWG WHT	J1-12	B26	26 AWG WHT	J1-36	C26	26 AWG WHT	J1-60	D26	26 AWG WHT	J1-84
A27	26 AWG WHT	J1-13	B27	26 AWG WHT	J1-37	C27	26 AWG WHT	J1-61	D27	26 AWG WHT	J1-85
A28	26 AWG WHT	J1-14	B28	26 AWG WHT	J1-38	C28	26 AWG WHT	J1-62	D28	26 AWG WHT	J1-86
A29	26 AWG WHT	J1-15	B29	26 AWG WHT	J1-39	C29	26 AWG WHT	J1-63	D29	26 AWG WHT	J1-87
A30	26 AWG WHT	J1-16	B30	26 AWG WHT	J1-40	C30	26 AWG WHT	J1-64	D30	26 AWG WHT	J1-88
A31	26 AWG WHT	J1-17	B31	26 AWG WHT	J1-41	C31	26 AWG WHT	J1-65	D31	26 AWG WHT	J1-89
A32	26 AWG WHT	J1-18	B32	26 AWG WHT	J1-42	C32	26 AWG WHT	J1-66	D32	26 AWG WHT	J1-90
A33	26 AWG WHT	J1-19	B33	26 AWG WHT	J1-43	C33	26 AWG WHT	J1-67	D33	26 AWG WHT	J1-91
A34	26 AWG WHT	J1-20	B34	26 AWG WHT	J1-44	C34	26 AWG WHT	J1-68	D34	26 AWG WHT	J1-92
A35	26 AWG WHT	J1-21	B35	26 AWG WHT	J1-45	C35	26 AWG WHT	J1-69	D35	26 AWG WHT	J1-93
A36	26 AWG WHT	J1-22	B36	26 AWG WHT	J1-46	C36	26 AWG WHT	J1-70	D36	26 AWG WHT	J1-94
A37	26 AWG WHT	J1-23	B37	26 AWG WHT	J1-47	C37	26 AWG WHT	J1-71	D37	26 AWG WHT	J1-95
A38	26 AWG WHT	J1-24	B38	26 AWG WHT	J1-48	C38	26 AWG WHT	J1-72	D38	26 AWG WHT	J1-96
A39	-	N/C	B39	-	N/C	C39	-	N/C	D39	-	N/C
A40	-	N/C	B40	-	N/C	C40	-	N/C	D40	-	N/C
A41	-	N/C	B41	-	N/C	C41	-	N/C	D41	-	N/C
A42	-	N/C	B42	-	N/C	C42	-	N/C	D42	-	N/C
A43	-	N/C	B43	-	N/C	C43	-	N/C	D43	-	N/C
A44	-	N/C	B44	-	N/C	C44	-	N/C	D44	-	N/C
A45	-	N/C	B45	-	N/C	C45	-	N/C	D45	-	N/C
A46	-	N/C	B46	-	N/C	C46	-	N/C	D46	-	N/C
A47	-	N/C	B47	-	N/C	C47	-	N/C	D47	-	N/C
A48	-	N/C	B48	-	N/C	C48	-	N/C	D48	-	N/C

DO NOT SCALE DRAWING

CUSTOMER DRAWING - CUSTOMER DRAWING - CUSTOMER DRAWING

THE INFORMATION CONTAINED HEREIN IS THE EXCLUSIVE PROPERTY OF VIRGINIA PANEL CORPORATION AND IS SUBMITTED FOR USE BY THE CUSTOMER ONLY. THE DATA SHALL NOT BE DUPLICATED, USED, OR DISCLOSED IN WHOLE OR IN PART FOR ANY PURPOSE OTHER THAN TO MAINTAIN THE EQUIPMENT PROVIDED.

SIZE	CAGE CODE	DWG.NO.	REV
C	18117	510140129	D
SCALE: NONE		510140129	8/8/2011
		SHEET 2	OF 2