

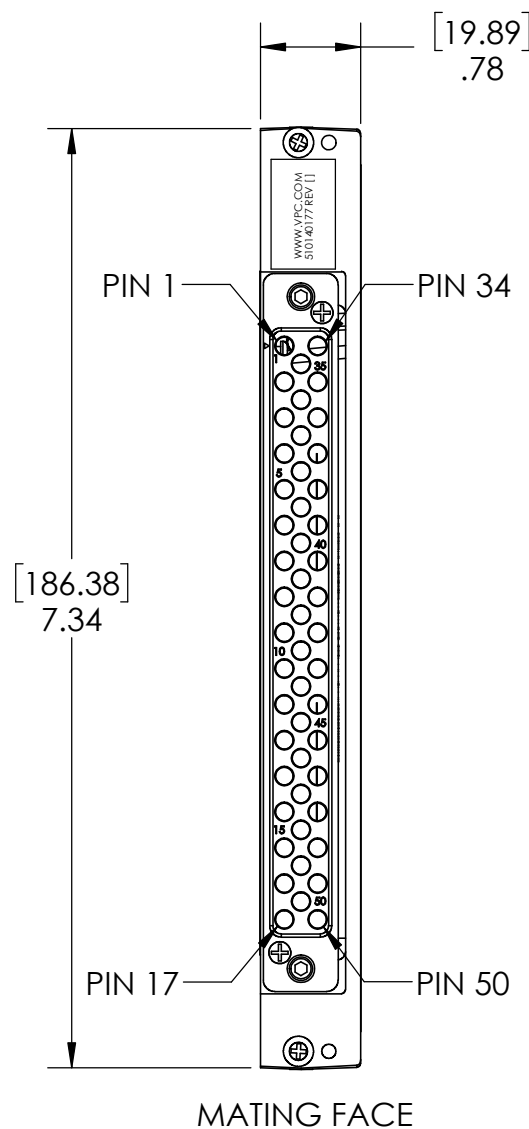
DO NOT SCALE DRAWING

THE INFORMATION CONTAINED HEREIN IS THE EXCLUSIVE PROPERTY OF VIRGINIA PANEL CORPORATION AND IS SUBMITTED FOR USE BY THE CUSTOMER ONLY. THE DATA SHALL NOT BE DUPLICATED, USED, OR DISCLOSED IN WHOLE OR IN PART FOR ANY PURPOSE OTHER THAN TO MAINTAIN THE EQUIPMENT PROVIDED. CONSULT WITH VIRGINIA PANEL CORPORATION ENGINEERING IF MORE DETAIL IS REQUIRED.

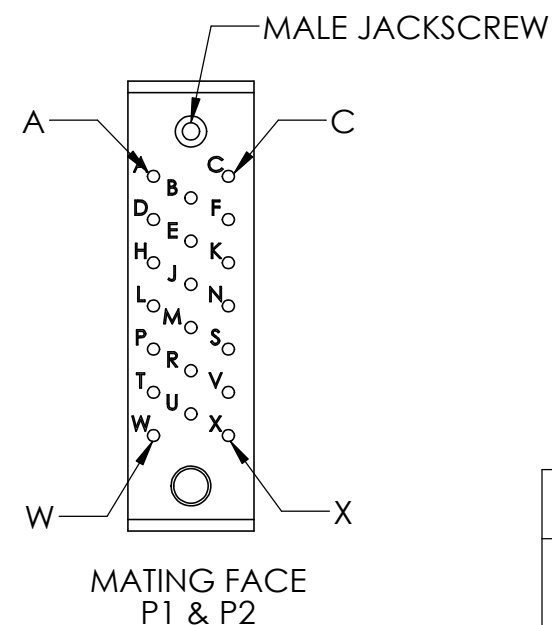
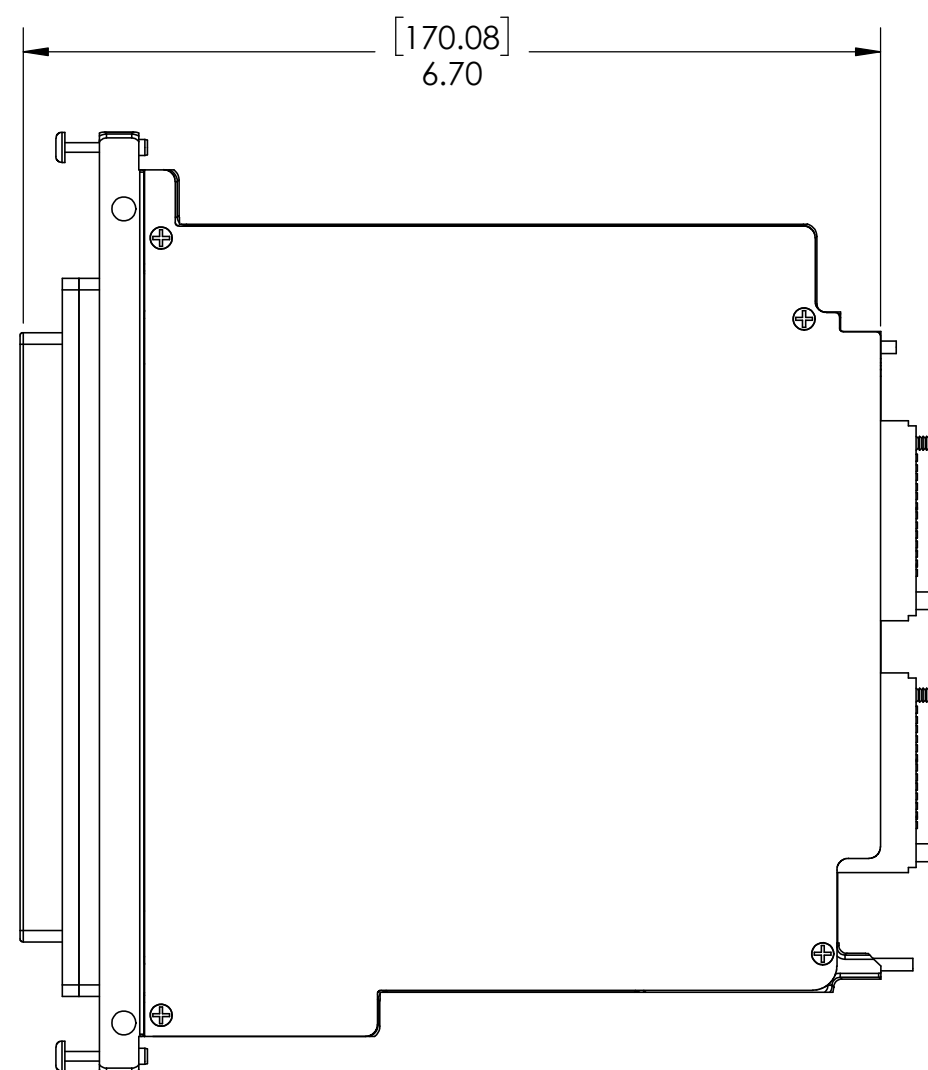
REV	DESCRIPTION	DATE	ENGINEER
C	ECN #11634	6/28/2021	S MULLINS

WIRELIST

RUN#	FROM	CONTACT	WIRE AWG	WIRE/PATCHCORD P/N	WIRE COLOR	TO	NOTES
1	1	610142101	14	7-252914557-006	WHT	P1-A	-
2	2	610142101	14	7-252914557-006	WHT	P1-D	-
3	3	610142101	14	7-252914557-006	WHT	P1-H	-
4	4	610142101	14	7-252914557-006	WHT	P1-L	-
5	5	610142101	14	7-252914557-006	WHT	P1-P	-
6	6	610142101	14	7-252914557-006	WHT	P1-T	-
7	7	610142101	14	7-252914557-006	WHT	P1-W	-
8	18	610142101	14	7-252914557-006	WHT	P1-B	-
9	19	610142101	14	7-252914557-006	WHT	P1-E	-
10	20	610142101	14	7-252914557-006	WHT	P1-J	-
11	21	610142101	14	7-252914557-006	WHT	P1-M	-
12	22	610142101	14	7-252914557-006	WHT	P1-R	-
13	23	610142101	14	7-252914557-006	WHT	P1-U	-
14	34	610142101	14	7-252914557-006	WHT	P1-C	-
15	35	610142101	14	7-252914557-006	WHT	P1-F	-
16	36	610142101	14	7-252914557-006	WHT	P1-K	-
17	37	610142101	14	7-252914557-006	WHT	P1-N	-
18	38	610142101	14	7-252914557-006	WHT	P1-S	-
19	39	610142101	14	7-252914557-006	WHT	P1-V	-
20	40	610142101	14	7-252914557-006	WHT	P1-X	-
21	8	610142101	14	7-252914557-006	WHT	P2-A	-
22	9	610142101	14	7-252914557-006	WHT	P2-D	-
23	10	610142101	14	7-252914557-006	WHT	P2-H	-
24	11	610142101	14	7-252914557-006	WHT	P2-L	-
25	12	610142101	14	7-252914557-006	WHT	P2-P	-
26	13	610142101	14	7-252914557-006	WHT	P2-T	-
27	14	610142101	14	7-252914557-006	WHT	P2-W	-
28	24	610142101	14	7-252914557-006	WHT	P2-B	-
29	25	610142101	14	7-252914557-006	WHT	P2-E	-
30	26	610142101	14	7-252914557-006	WHT	P2-J	-
31	27	610142101	14	7-252914557-006	WHT	P2-M	-
32	28	610142101	14	7-252914557-006	WHT	P2-R	-
33	29	610142101	14	7-252914557-006	WHT	P2-U	-
34	41	610142101	14	7-252914557-006	WHT	P2-C	-
35	42	610142101	14	7-252914557-006	WHT	P2-F	-
36	43	610142101	14	7-252914557-006	WHT	P2-K	-
37	44	610142101	14	7-252914557-006	WHT	P2-N	-
38	45	610142101	14	7-252914557-006	WHT	P2-S	-
39	46	610142101	14	7-252914557-006	WHT	P2-V	-
40	47	610142101	14	7-252914557-006	WHT	P2-X	-



MATING FACE



2. MATING ITA MODULE: 510108262 (1)
 MATING ITA PATCHCORD: 7-251954000-036 (40)

1. FOR APPLICATION USE AND CARE INFORMATION CONSULT VPC USERS GUIDE @ WWW.VPC.COM

NOTES:

RELATIVE CONNECTOR POSITIONS AND WIRE ROUTING ARE GENERIC AND MAY VARY WITH PINOUT
 DIMENSIONS ARE SHOWN AS:
 [MILLIMETERS]
 INCHES

CUSTOMER DRAWING

PTA PICKERING 40-161-101

DWG.NO.	510140177	REV	C
SIZE	SCALE	CAGE CODE	SHEET
B	NONE	18117	1 OF 1