

4

3

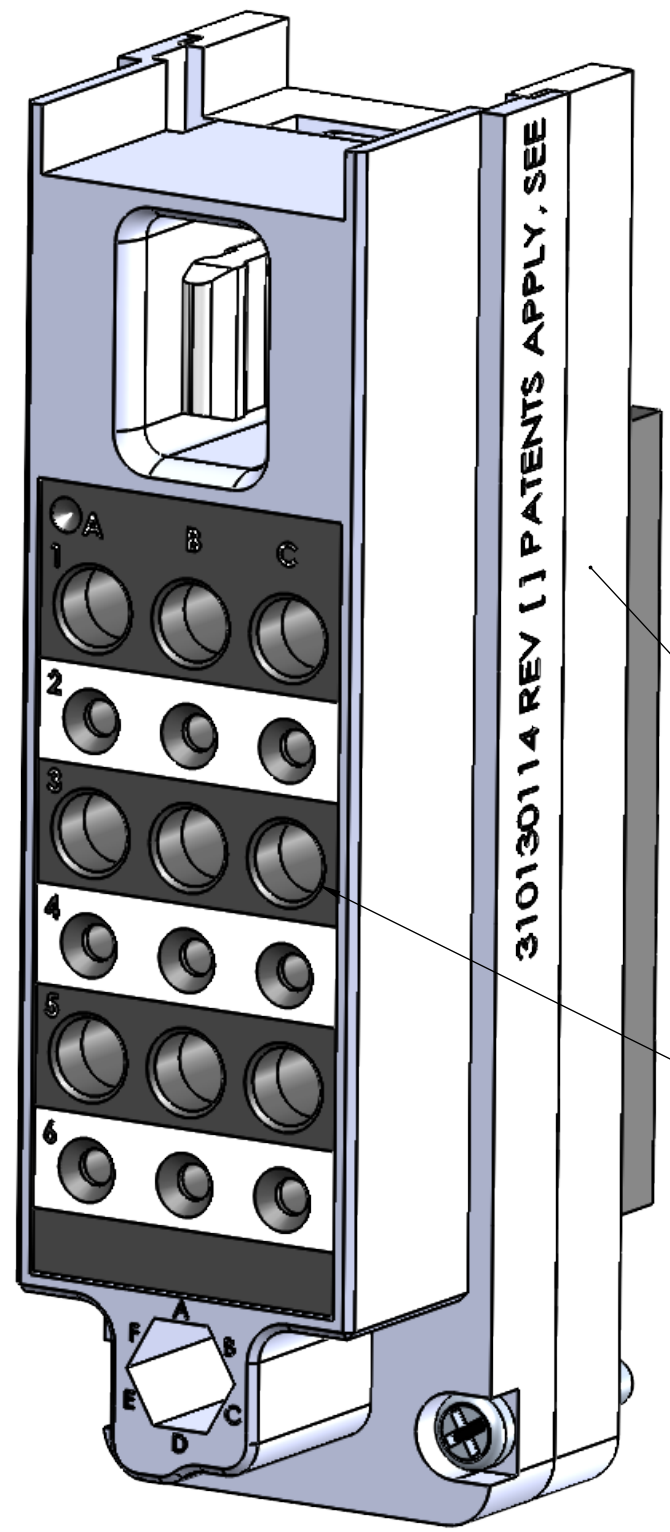
2

1

DO NOT SCALE DRAWING

THE INFORMATION CONTAINED HEREIN IS THE EXCLUSIVE PROPERTY OF VPC AND IS PERMITTED FOR USE BY THE CUSTOMER ONLY. THE DATA SHALL NOT BE DUPLICATED, USED, OR DISCLOSED IN WHOLE OR IN PART FOR ANY PURPOSE OTHER THAN TO MAINTAIN THE EQUIPMENT PROVIDED.

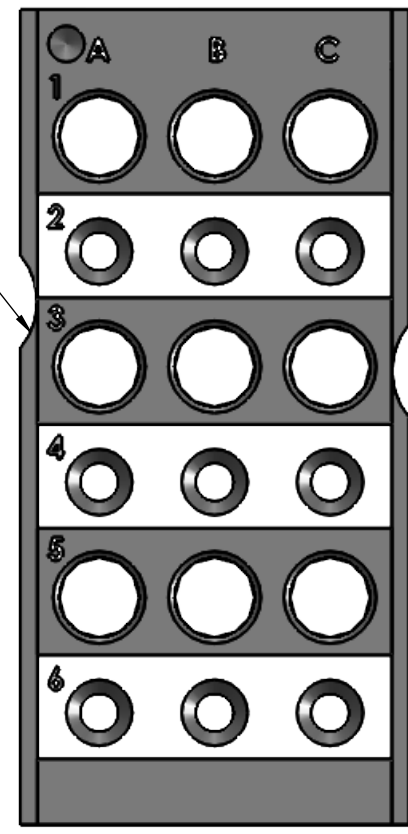
REV	DESCRIPTION	DATE	ENGINEER
E	ECN #13030	5/15/23	J HARDIGREE



KEYED TO INSURE PROPER INSTALLATION



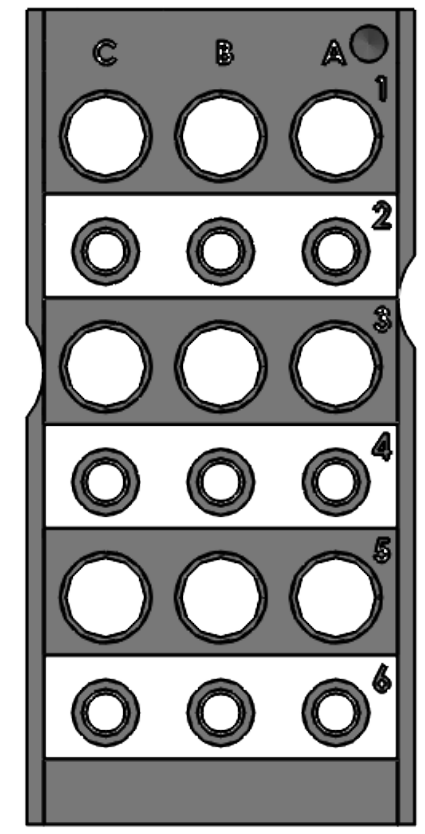
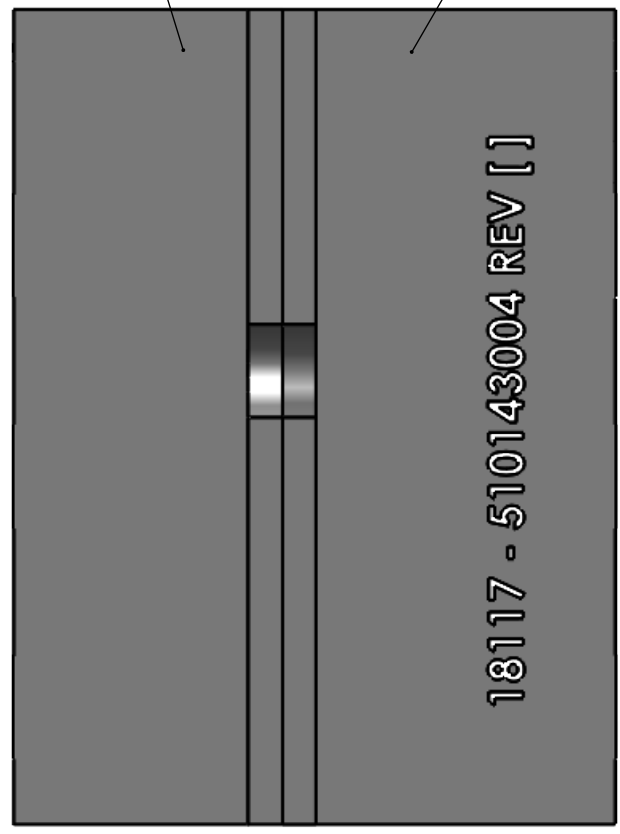
ORIENT MODULE IN FRAME CAVITY AS SHOWN



MATING FACE

MODULE FRONT HALF

MODULE BACK HALF



WIRING FACE

2 i2 EMI RCV FRAME SOLD SEPARATELY
 1. FOR MORE INFORMATION, VISIT VPC.COM.
 NOTES:

RELATIVE CONNECTOR POSITIONS AND WIRE ROUTING ARE GENERIC AND MAY VARY WITH PINOUT
 DIMENSIONS ARE SHOWN AS:
 [MILLIMETERS]
 INCHES

CUSTOMER DRAWING		
i2 MX RCV INSERT 9 POS MCRO, 9 POS TRPDL		
DWG. NO.	REV	
510143004	E	
SCALE	CAGE CODE	SHEET
NONE	18117	1 OF 1

4

3

2

1