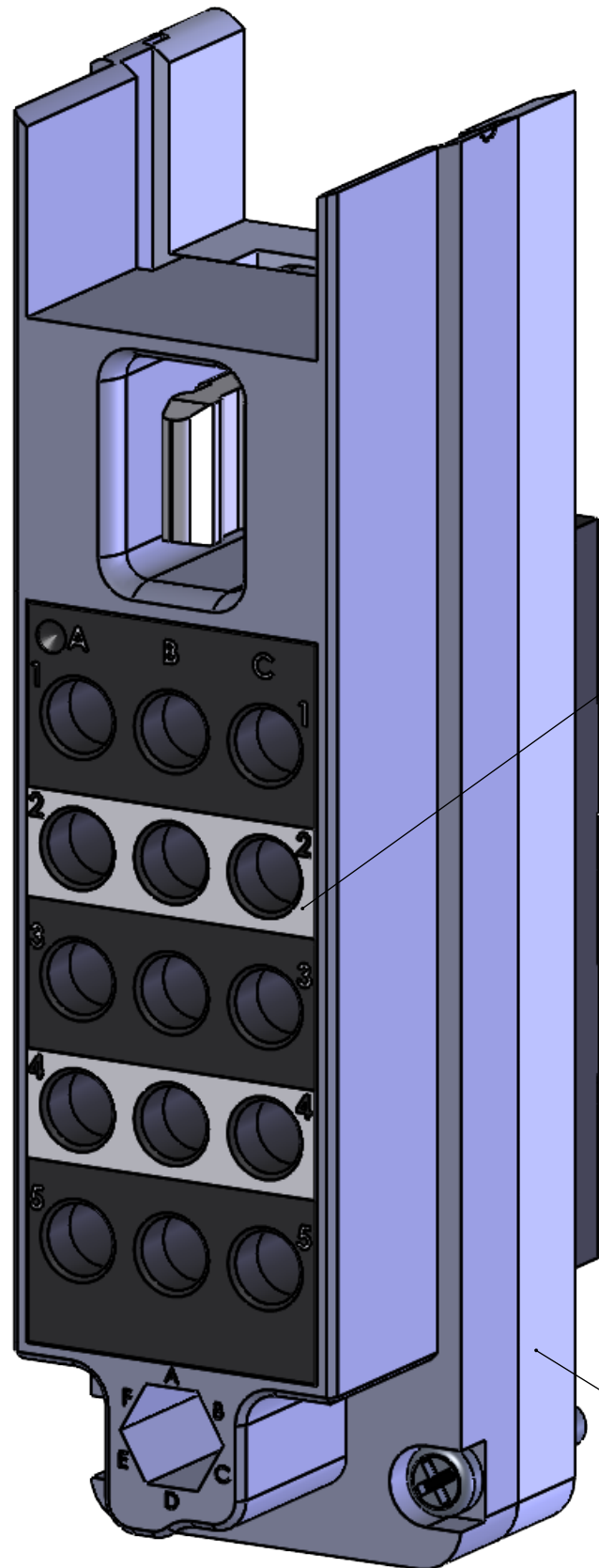


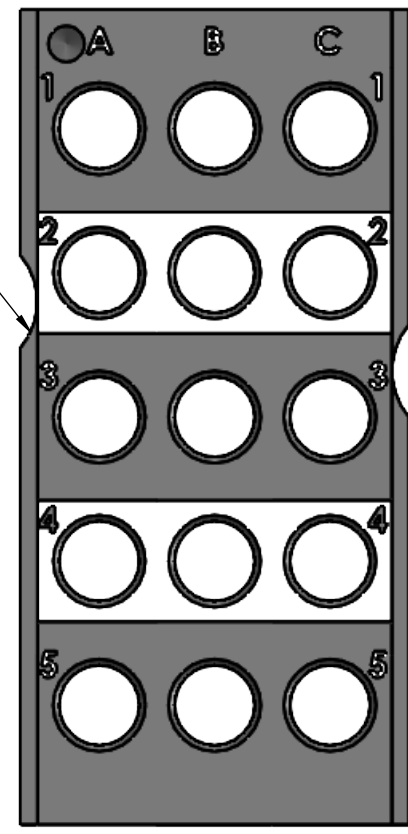
THE INFORMATION CONTAINED HEREIN IS THE EXCLUSIVE PROPERTY OF VIRGINIA PANEL CORPORATION AND IS SUBMITTED FOR USE BY THE CUSTOMER ONLY. THE DATA SHALL NOT BE DUPLICATED, USED, OR DISCLOSED IN WHOLE OR IN PART FOR ANY PURPOSE OTHER THAN TO MAINTAIN THE EQUIPMENT PROVIDED.

REV	DESCRIPTION	DATE	ENGINEER
A	ECN #13013	11/14/22	R HERRON



KEYED TO INSURE PROPER INSTALLATION

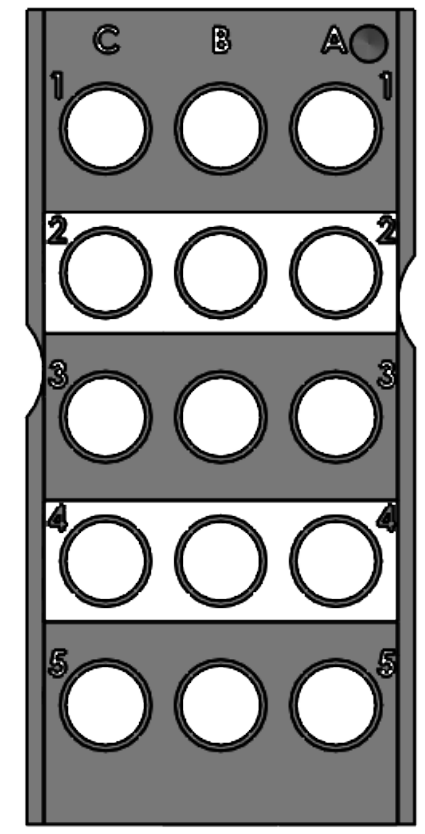
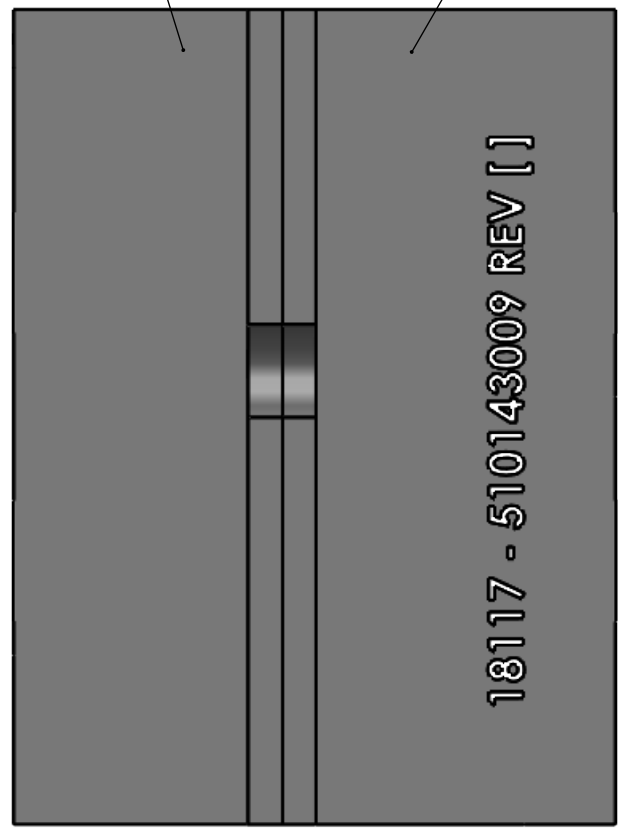
ORIENT MODULE IN FRAME CAVITY AS SHOWN



MATING FACE

MODULE FRONT HALF

MODULE BACK HALF



WIRING FACE

2 i2 EMI RCV FRAME SOLD SEPARATELY  
NOTES:

RELATIVE CONNECTOR POSITIONS AND WIRE ROUTING ARE GENERIC AND MAY VARY WITH PINOUT  
DIMENSIONS ARE SHOWN AS:  
[MILLIMETERS]  
INCHES

CUSTOMER DRAWING		
<b>i2 MX RCV INSERT</b> <b>15 POS MICRO</b>		
DWG. NO.	REV	
<b>510143009</b>	A	
SCALE	CAGE CODE	SHEET
3:1	18117	1 OF 1