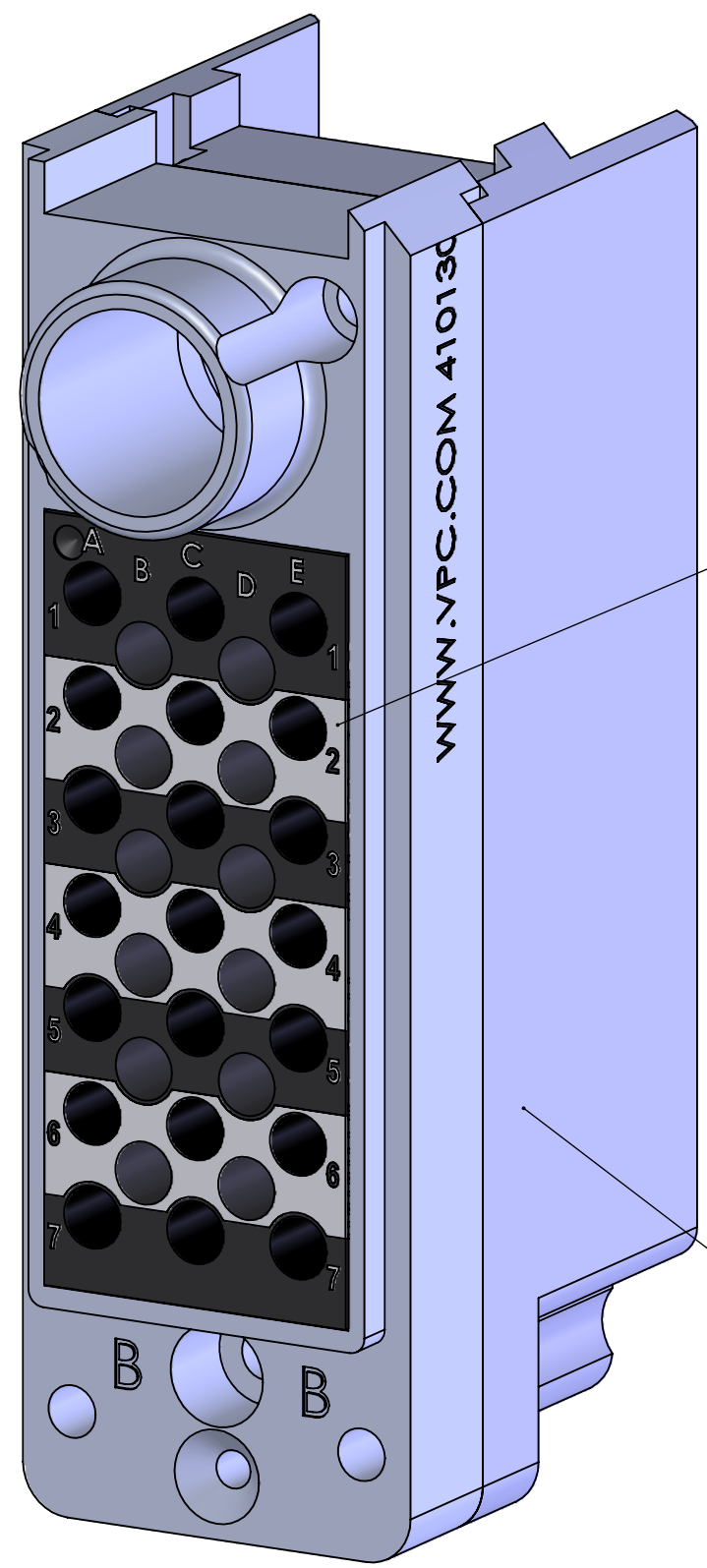



THE INFORMATION CONTAINED HEREIN IS THE EXCLUSIVE PROPERTY OF VIRGINIA PANEL CORPORATION AND IS SUBMITTED FOR USE BY THE CUSTOMER ONLY. THE DATA SHALL NOT BE DUPLICATED, USED, OR DISCLOSED IN WHOLE OR IN PART FOR ANY PURPOSE OTHER THAN TO MAINTAIN THE EQUIPMENT PROVIDED.

REV	DESCRIPTION	DATE	ENGINEER
C	ECN #6442	1/6/16	R HERRON





KEYED TO INSURE PROPER INSTALLATION

ORIENT MODULE IN FRAME CAVITY AS SHOWN



WIRING FACE



MATING FACE

2 i2 EMI ITA FRAME SOLD SEPARATELY

1. FOR APPLICATION USE AND CARE INFORMATION CONSULT VPC USERS GUIDE @ WWW.VPC.COM  
NOTES:

RELATIVE CONNECTOR POSITIONS AND WIRE ROUTING ARE GENERIC AND MAY VARY WITH PINOUT  
DIMENSIONS ARE SHOWN AS:  
[MILLIMETERS]  
INCHES

**CUSTOMER DRAWING**

**i2 MX ITA INSERT  
33 POS TRPDL**

DWG.NO.	<b>510144006</b>	REV	C
SCALE	3:1	CAGE CODE	18117
		SHEET	1 OF 1