

4

3

2

1

DO NOT SCALE DRAWING

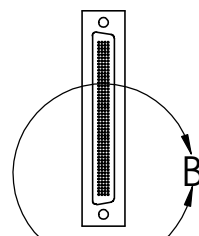
THE INFORMATION CONTAINED HEREIN IS THE EXCLUSIVE PROPERTY OF VIRGINIA PANEL CORPORATION AND IS SUBMITTED FOR USE BY THE CUSTOMER ONLY. THE DATA SHALL NOT BE DUPLICATED, USED, OR DISCLOSED IN WHOLE OR IN PART FOR ANY PURPOSE OTHER THAN TO MAINTAIN THE EQUIPMENT PROVIDED. CONSULT WITH VIRGINIA PANEL CORPORATION ENGINEERING IF MORE DETAIL IS REQUIRED.

REVISIONS

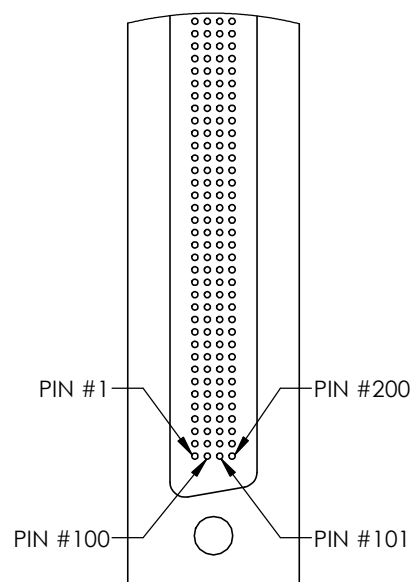
REV	DESCRIPTION	DATE	ENGR
L	ECN #6818	6/10/16	S MULLINS

D
C
B
A

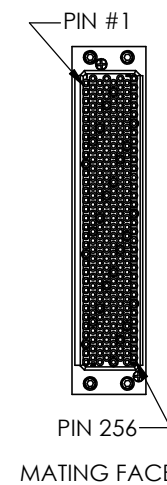
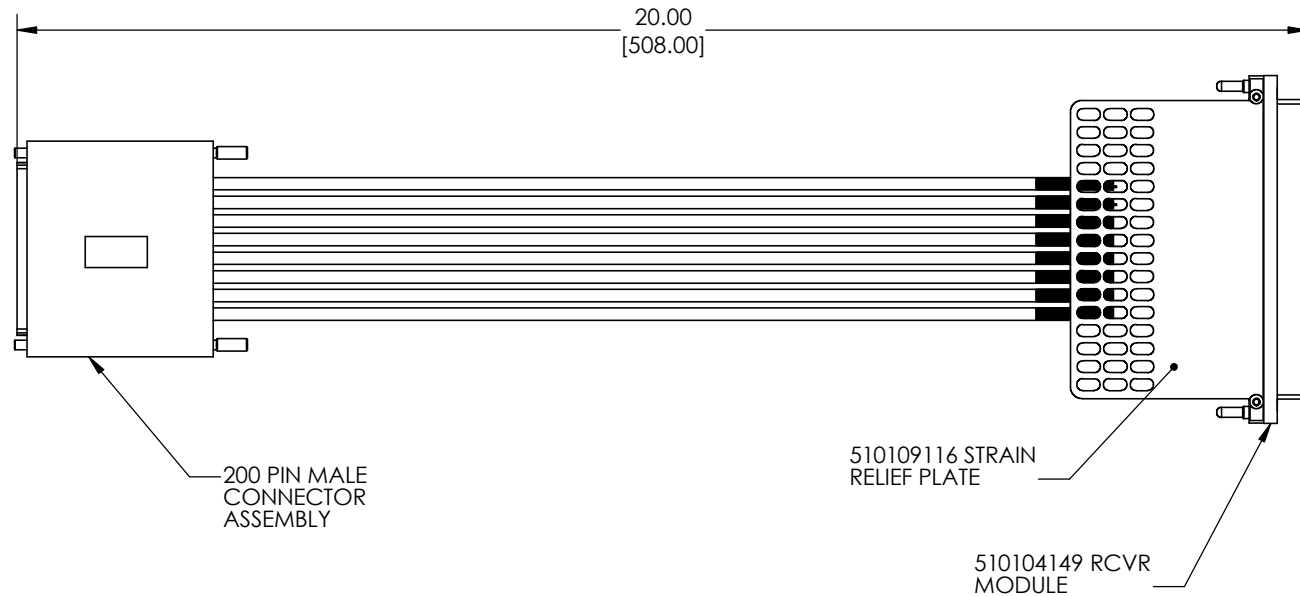
D
C
B
A



MATING FACE



DETAIL B
SCALE 2 : 1



2. MATING MODULE: (1) 510108131
MATING PATCHCORD: (100) 7-105426000-036

1. FOR APPLICATION USE & CARE INFORMATION CONSULT VPC USERS GUIDE @WWW.VPC.COM
NOTES:

CUSTOMER DRAWING

VIRGINIA PANEL CORPORATION
WWW.VPC.COM

CABLE ASM PXI 20" 200 PIN

RELATIVE CONNECTOR POSITIONS
AND WIRE ROUTING ARE GENERIC
AND MAY VARY WITH PRODUCT
DIMENSIONS ARE SHOWN AS:
[MILLIMETERS]
INCHES

SIZE	CAGE CODE	DWG. NO.	REV
C	18117	540005010105	L
SCALE: NONE		540005010105 2/18/03	SHEET 1 OF 2

4

3

2

1

4

3

2

1

D

D

C

C

B

B

A

A

MODULE LOCATION	200 PIN CONN LOCATION	200 PIN CONN ALT. LOCATION	Color Code	CABLE
1	151	D50	YEL/WHT	8
33	152	D49	WHT/YEL	8
2	153	D48	ORG/WHT	8
34	154	D47	WHT/ORG	8
3	155	D46	TAN/WHT	8
35	156	D45	WHT/TAN	8
4	157	D44	YEL/TAN	7
36	158	D43	TAN/YEL	7
5	159	D42	ORG/TAN	7
37	160	D41	TAN/ORG	7
6	161	D40	BRN/TAN	7
38	162	D39	TAN/BRN	7
7	163	D38	YEL/TAN	6
39	164	D37	TAN/YEL	6
8	165	D36	ORG/TAN	6
40	166	D35	TAN/ORG	6
9	167	D34	BRN/TAN	6
41	168	D33	TAN/BRN	6
10	169	D32	YEL/TAN	5
42	170	D31	TAN/YEL	5
11	171	D30	ORG/TAN	5
43	172	D29	TAN/ORG	5
12	173	D28	BRN/TAN	5
44	174	D27	TAN/BRN	5
13	175	D26	YEL/TAN	4
45	176	D25	TAN/YEL	4
14	177	D24	ORG/TAN	4
46	178	D23	TAN/ORG	4
15	179	D22	BRN/TAN	4
47	180	D21	TAN/BRN	4
16	181	D20	PNK/TAN	4
48	182	D19	TAN/PNK	4
17	183	D18	YEL/TAN	3
49	184	D17	TAN/YEL	3
18	185	D16	ORG/TAN	3
50	186	D15	TAN/ORG	3
19	187	D14	BRN/TAN	3
51	188	D13	TAN/BRN	3
20	189	D12	YEL/TAN	2
52	190	D11	TAN/YEL	2
21	191	D10	ORG/TAN	2
53	192	D9	TAN/ORG	2
22	193	D8	BRN/TAN	2
54	194	D7	TAN/BRN	2
23	195	D6	YEL/TAN	1
55	196	D5	TAN/YEL	1
24	197	D4	ORG/TAN	1
56	198	D3	TAN/ORG	1
25	199	D2	BRN/TAN	1
57	200	D1	TAN/BRN	1

MODULE LOCATION	200 PIN CONN LOCATION	200 PIN CONN ALT. LOCATION	Color Code	CABLE
65	150	C50	GRY/WHT	8
97	149	C49	WHT/GRY	8
66	148	C48	GRN/WHT	8
98	147	C47	WHT/GRN	8
67	146	C46	PNK/TAN	7
99	145	C45	TAN/PNK	7
68	144	C44	YEL/WHT	7
100	143	C43	WHT/YEL	7
69	142	C42	ORG/WHT	7
101	141	C41	WHT/ORG	7
70	140	C40	TAN/WHT	7
102	139	C39	WHT/TAN	7
71	138	C38	PNK/TAN	6
103	137	C37	TAN/PNK	6
72	136	C36	YEL/WHT	6
104	135	C35	WHT/YEL	6
73	134	C34	ORG/WHT	6
105	133	C33	WHT/ORG	6
74	132	C32	PNK/TAN	5
106	131	C31	TAN/PNK	5
75	130	C30	YEL/WHT	5
107	129	C29	WHT/YEL	5
76	128	C28	ORG/WHT	5
108	127	C27	WHT/ORG	5
77	126	C26	YEL/WHT	4
109	125	C25	WHT/YEL	4
78	124	C24	ORG/WHT	4
110	123	C23	WHT/ORG	4
79	122	C22	TAN/WHT	4
111	121	C21	WHT/TAN	4
80	120	C20	PNK/TAN	3
112	119	C19	TAN/PNK	3
81	118	C18	YEL/WHT	3
113	117	C17	WHT/YEL	3
82	116	C16	ORG/WHT	3
114	115	C15	WHT/ORG	3
83	114	C14	TAN/WHT	3
115	113	C13	WHT/TAN	3
84	112	C12	PNK/TAN	2
116	111	C11	TAN/PNK	2
85	110	C10	YEL/WHT	2
117	109	C9	WHT/YEL	2
86	108	C8	ORG/WHT	2
118	107	C7	WHT/ORG	2
87	106	C6	PNK/TAN	1
119	105	C5	TAN/PNK	1
88	104	C4	YEL/WHT	1
120	103	C3	WHT/YEL	1
89	102	C2	ORG/WHT	1
121	101	C1	WHT/ORG	1

MODULE LOCATION	200 PIN CONN LOCATION	200 PIN CONN ALT. LOCATION	Color Code	CABLE
129	51	B50	VIO/WHT	8
161	52	B49	WHT/VIO	8
130	53	B48	BLU/WHT	8
162	54	B47	WHT/BLU	8
131	55	B46	GRY/WHT	7
163	56	B45	WHT/GRY	7
132	57	B44	GRN/WHT	7
164	58	B43	WHT/GRN	7
133	59	B42	VIO/WHT	7
165	60	B41	WHT/VIO	7
134	61	B40	TAN/WHT	6
166	62	B39	WHT/TAN	6
135	63	B38	GRY/WHT	6
167	64	B37	WHT/GRY	6
136	65	B36	GRN/WHT	6
168	66	B35	WHT/GRN	6
137	67	B34	VIO/WHT	6
169	68	B33	WHT/VIO	6
138	69	B32	TAN/WHT	5
170	70	B31	WHT/TAN	5
139	71	B30	GRY/WHT	5
171	72	B29	WHT/GRY	5
140	73	B28	GRN/WHT	5
172	74	B27	WHT/GRN	5
141	75	B26	GRY/WHT	4
173	76	B25	WHT/GRY	4
142	77	B24	GRN/WHT	4
174	78	B23	WHT/GRN	4
143	79	B22	VIO/WHT	4
175	80	B21	WHT/VIO	4
144	81	B20	GRY/WHT	3
176	82	B19	WHT/GRY	3
145	83	B18	GRN/WHT	3
177	84	B17	WHT/GRN	3
146	85	B16	VIO/WHT	3
178	86	B15	WHT/VIO	3
147	87	B14	TAN/WHT	2
179	88	B13	WHT/TAN	2
148	89	B12	GRY/WHT	2
180	90	B11	WHT/GRY	2
149	91	B10	GRN/WHT	2
181	92	B9	WHT/GRN	2
150	93	B8	VIO/WHT	2
182	94	B7	WHT/VIO	2
151	95	B6	TAN/WHT	1
183	96	B5	WHT/TAN	1
152	97	B4	GRY/WHT	1
184	98	B3	WHT/GRY	1
153	99	B2	GRN/WHT	1
185	100	B1	WHT/GRN	1

MODULE LOCATION	200 PIN CONN LOCATION	200 PIN CONN ALT. LOCATION	Color Code	CABLE
193	50	A50	BRN/WHT	8
225	49	A49	WHT/BRN	8
194	48	A48	PNK/WHT	8
226	47	A47	WHT/PNK	8
195	46	A46	BLU/WHT	7
227	45	A45	WHT/BLU	7
196	44	A44	BRN/WHT	7
228	43	A43	WHT/BRN	7
197	42	A42	PNK/WHT	7
229	41	A41	WHT/PNK	7
198	40	A40	BLU/WHT	6
230	39	A39	WHT/BLU	6
199	38	A38	BRN/WHT	6
231	37	A37	WHT/BRN	6
200	36	A36	PNK/WHT	6
232	35	A35	WHT/PNK	6
201	34	A34	VIO/WHT	5
233	33	A33	WHT/VIO	5
202	32	A32	BLU/WHT	5
234	31	A31	WHT/BLU	5
203	30	A30	BRN/WHT	5
235	29	A29	WHT/BRN	5
204	28	A28	PNK/WHT	5
236	27	A27	WHT/PNK	5
205	26	A26	BLU/WHT	4
237	25	A25	WHT/BLU	4
206	24	A24	BRN/WHT	4
238	23	A23	WHT/BRN	4
207	22	A22	PNK/WHT	4
239	21	A21	WHT/PNK	4
208	20	A20	BLU/WHT	3
240	19	A19	WHT/BLU	3
209	18	A18	BRN/WHT	3
241	17	A17	WHT/BRN	3
210	16	A16	PNK/WHT	3
242	15	A15	WHT/PNK	3
211	14	A14	BLU/WHT	2
243	13	A13	WHT/BLU	2
212	12	A12	BRN/WHT	2
244	11	A11	WHT/BRN	2
213	10	A10	PNK/WHT	2
245	9	A9	WHT/PNK	2
214	8	A8	VIO/WHT	1
246	7	A7	WHT/VIO	1
215	6	A6	BLU/WHT	1
247	5	A5	WHT/BLU	1
216	4	A4	BRN/WHT	1
248	3	A3	WHT/BRN	1
217	2	A2	PNK/WHT	1
249	1	A1	WHT/PNK	1

CUSTOMER DRAWING - CUSTOMER DRAWING - CUSTOMER DRAWING

THE INFORMATION CONTAINED HEREIN IS THE EXCLUSIVE PROPERTY OF VIRGINIA PANEL CORPORATION AND IS SUBMITTED FOR USE BY THE CUSTOMER ONLY. THE DATA SHALL NOT BE DUPLICATED, USED, OR DISCLOSED IN WHOLE OR IN PART FOR ANY PURPOSE OTHER THAN TO MAINTAIN THE EQUIPMENT PROVIDED.

SIZE	CAGE CODE	DWG. NO.	REV
C	18117	540005010105	L
SCALE: NONE		540005010105 2/18/03	SHEET 2 OF 2

DO NOT SCALE DRAWING

4

3

2

1