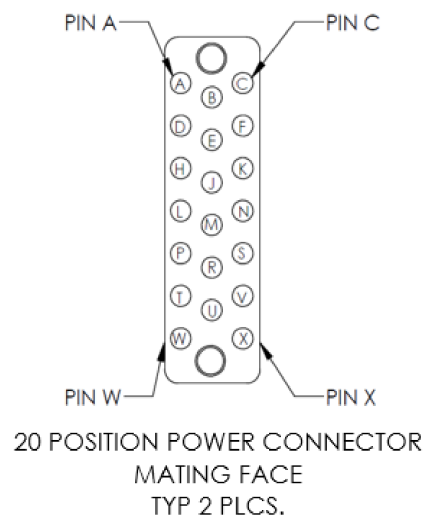


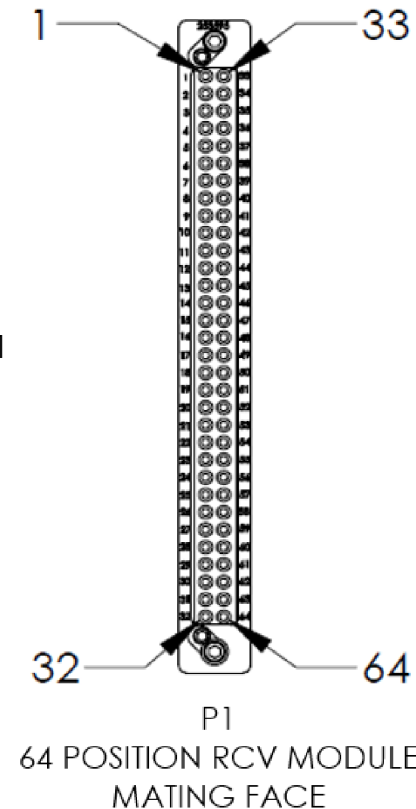
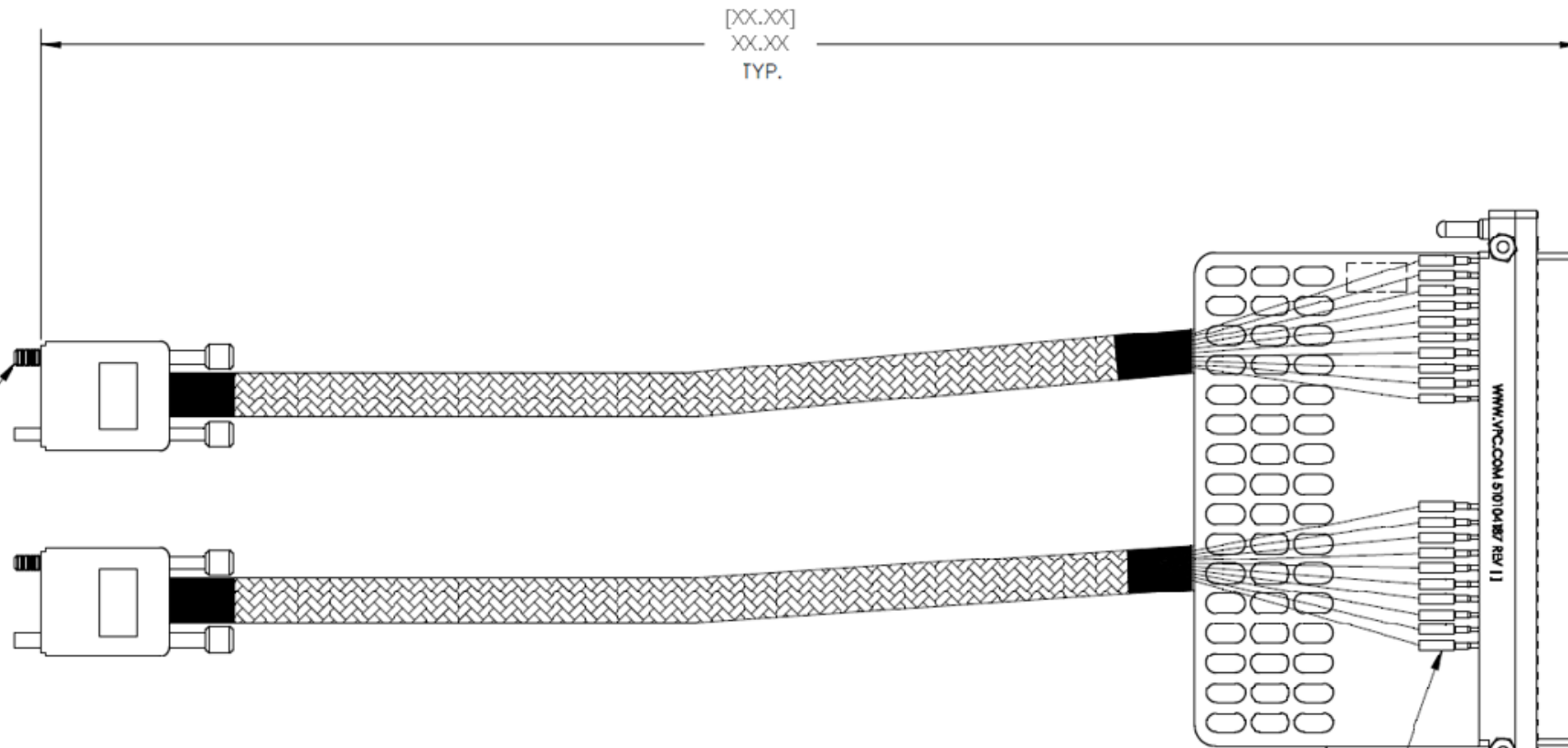
DO NOT SCALE DRAWING

THE INFORMATION CONTAINED HEREIN IS THE EXCLUSIVE PROPERTY OF VPC AND IS PERMITTED FOR USE BY THE CUSTOMER ONLY. THE DATA SHALL NOT BE DUPLICATED, USED, OR DISCLOSED IN WHOLE OR IN PART FOR ANY PURPOSE OTHER THAN TO MAINTAIN THE EQUIPMENT PROVIDED. CONSULT WITH VPC ENGINEERING IF MORE DETAIL IS REQUIRED.

REV	DESCRIPTION	DATE	ENGINEER
F	ECN # 15129	7/8/2025	Z MORRIS



MALE THREAD
TYP 2 PLCS



Run #	From Location (Conn - Pin)	Wire AWG	Wire/Patchcord P/N	Wire Color	TOP CONNECTOR
1	P1-1	16	7-111916000-XXX	WHT	A
2	P1-2	16	7-111916000-XXX	WHT	B
3	P1-3	16	7-111916000-XXX	WHT	C
4	P1-4	16	7-111916000-XXX	WHT	D
5	P1-5	16	7-111916000-XXX	WHT	E
6	P1-6	16	7-111916000-XXX	WHT	F
7	P1-7	16	7-111916000-XXX	WHT	H
8	P1-8	16	7-111916000-XXX	WHT	J
9	P1-9	16	7-111916000-XXX	WHT	K
10	P1-10	16	7-111916000-XXX	WHT	L
11	P1-11	16	7-111916000-XXX	WHT	M
12	P1-12	16	7-111916000-XXX	WHT	N
13	P1-13	16	7-111916000-XXX	WHT	P
14	P1-14	16	7-111916000-XXX	WHT	R
15	P1-15	16	7-111916000-XXX	WHT	S
16	P1-16	16	7-111916000-XXX	WHT	T
17	P1-17	16	7-111916000-XXX	WHT	U
18	P1-18	16	7-111916000-XXX	WHT	V
19	P1-19	16	7-111916000-XXX	WHT	W
20	P1-20	16	7-111916000-XXX	WHT	X

Run #	From Location (Conn - Pin)	Wire AWG	Wire/Patchcord P/N	Wire Color	LOWER CONNECTOR
21	P1-33	16	7-111916000-XXX	WHT	A
22	P1-34	16	7-111916000-XXX	WHT	B
23	P1-35	16	7-111916000-XXX	WHT	C
24	P1-36	16	7-111916000-XXX	WHT	D
25	P1-37	16	7-111916000-XXX	WHT	E
26	P1-38	16	7-111916000-XXX	WHT	F
27	P1-39	16	7-111916000-XXX	WHT	H
28	P1-40	16	7-111916000-XXX	WHT	J
29	P1-41	16	7-111916000-XXX	WHT	K
30	P1-42	16	7-111916000-XXX	WHT	L
31	P1-43	16	7-111916000-XXX	WHT	M
32	P1-44	16	7-111916000-XXX	WHT	N
33	P1-45	16	7-111916000-XXX	WHT	P
34	P1-46	16	7-111916000-XXX	WHT	R
35	P1-47	16	7-111916000-XXX	WHT	S
36	P1-48	16	7-111916000-XXX	WHT	T
37	P1-49	16	7-111916000-XXX	WHT	U
38	P1-50	16	7-111916000-XXX	WHT	V
39	P1-51	16	7-111916000-XXX	WHT	W
40	P1-52	16	7-111916000-XXX	WHT	X

VPC P/N P/N WHERE X =	LENGTH XX.XX"
1	20.00" [508]
2	36.00" [914]
6	48.00" [1219]
9	60.00" [1524]
5	72.00" [1829]

RELATIVE CONNECTOR POSITIONS AND WIRE ROUTING ARE GENERIC AND MAY VARY WITH PINOUT

DIMENSIONS ARE SHOWN AS:
[MILLIMETERS]
INCHES

CUSTOMER DRAWING

CBA PXI 20 PN POWER

DWG.NO. **540054010X01** REV F

SIZE B	SCALE NONE	CAGE CODE 18117	SHEET 1 OF 1
--------	------------	-----------------	--------------

2. MATING ITA MODULE: 510108101
MATING ITA PATCHCORDS: (40) 7-101916000-036

1. FOR APPLICATION USE & CARE INFORMATION CONSULT VPC USERS GUIDE @WWW.VPC.COM

NOTES: