

4

3

2

1

DO NOT SCALE DRAWING

THE INFORMATION CONTAINED HEREIN IS THE EXCLUSIVE PROPERTY OF VIRGINIA PANEL CORPORATION AND IS SUBMITTED FOR USE BY THE CUSTOMER ONLY. THE DATA SHALL NOT BE DUPLICATED, USED, OR DISCLOSED IN WHOLE OR IN PART FOR ANY PURPOSE OTHER THAN TO MAINTAIN THE EQUIPMENT PROVIDED. CONSULT WITH VIRGINIA PANEL CORPORATION ENGINEERING IF MORE DETAIL IS REQUIRED.

REVISIONS			
REV	DESCRIPTION	DATE	ENGR
B	ECN #3819	2/9/12	L LOCKRIDGE

D

C

B


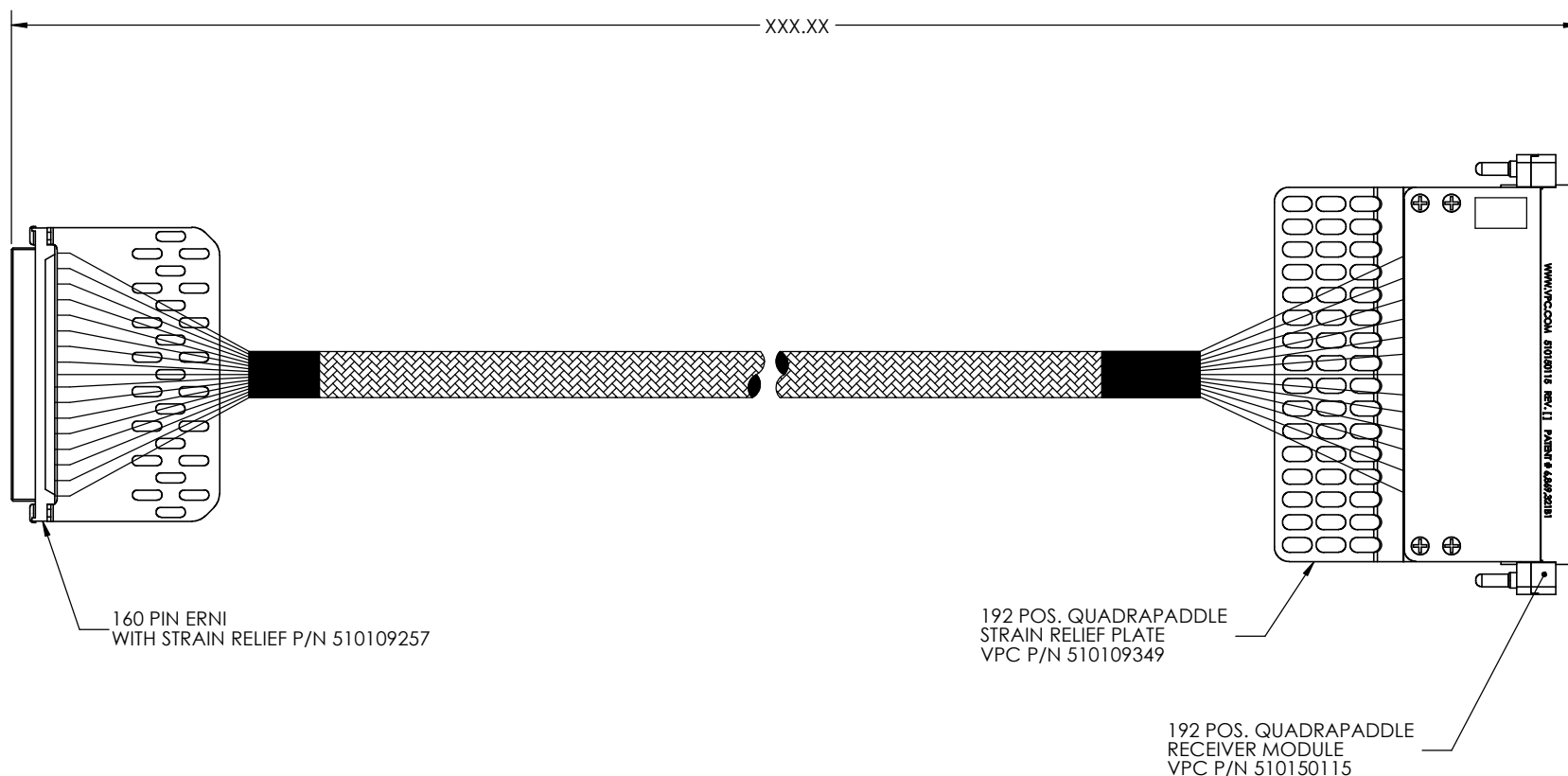
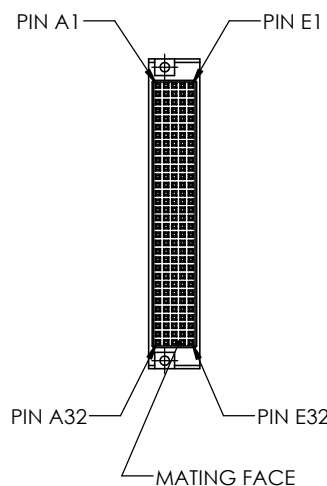
A

D

C

B

A



2. MATING ITA MODULE: 510151105 (1)  
 MATING ITA PATCHCORD: 7-121424000-036 (80)

1. FOR APPLICATION USE & CARE INFORMATION CONSULT VPC USERS GUIDE @WWW.VPC.COM  
 NOTES:

VPC P/N 540069070X40 WHERE X =	LENGTH XX.XX"
1	20.00" [508]
2	36.00" [914]
6	48.00" [1219]
9	60.00" [1524]
5	72.00" [1829]

RELATIVE CONNECTOR POSITIONS AND WIRE ROUTING ARE GENERIC AND MAY VARY WITH PINOUT

DIMENSIONS ARE SHOWN AS:  
 [MILLIMETERS]  
 INCHES

CUSTOMER DRAWING			
<b>VIRGINIA PANEL CORPORATION</b> WWW.VPC.COM			
<b>CBA 192 QP TO 160 DIN</b>			
SIZE	CAGE CODE	DWG. NO.	REV
C	18117	540069070X40	B
SCALE: NONE	540069070X40	11/14/2011	SHEET 1 OF 2

4

3

2

1

RUN #	ERNI PIN	WIRE	COLOR	VPC 510150115 QP 192 Pin
1	A1	24 AWG T/P	WHT	D17
2	A2		BLK	C17
3	A3	24 AWG T/P	WHT	D15
4	A4		BLK	C15
5	A5	24 AWG T/P	WHT	D13
6	A6		BLK	C13
7	A7	24 AWG T/P	WHT	D18
8	A8		BLK	C18
9	A9	24 AWG T/P	WHT	D10
10	A10		BLK	C10
11	A11	24 AWG T/P	WHT	D20
12	A12		BLK	C20
13	A13	24 AWG T/P	WHT	D8
14	A14		BLK	C8
15	A15	24 AWG T/P	WHT	D23
16	A16		BLK	C23
17	A17	24 AWG T/P	WHT	D5
18	A18		BLK	C5
19	A19	24 AWG T/P	WHT	B42
20	A20		BLK	A42
21	A21	24 AWG T/P	WHT	D26
22	A22		BLK	C26
23	A23	24 AWG T/P	WHT	D25
24	A24		BLK	C25
25	A25	24 AWG T/P	WHT	D40
26	A26		BLK	C40
27	A27	24 AWG T/P	WHT	D28
28	A28		BLK	C28
29	A29	24 AWG T/P	WHT	B37
30	A30		BLK	A37
31	A31	24 AWG T/P	WHT	D34
32	A32		BLK	C34

RUN #	ERNI PIN	WIRE	COLOR	VPC 510150115 QP 192 Pin
33	B1	24 AWG T/P	WHT	B14
34	B2		BLK	A14
35	B3	24 AWG T/P	WHT	D14
36	B4		BLK	C14
37	B5	24 AWG T/P	WHT	B11
38	B6		BLK	A11
39	B7	24 AWG T/P	WHT	D11
40	B8		BLK	C11
41	B9	24 AWG T/P	WHT	B9
42	B10		BLK	A9
43	B11	24 AWG T/P	WHT	D9
44	B12		BLK	C9
45	B13	24 AWG T/P	WHT	B6
46	B14		BLK	A6
47	B15	24 AWG T/P	WHT	D6
48	B16		BLK	C6
49	B17	24 AWG T/P	WHT	B26
50	B18		BLK	A26
51	B19	24 AWG T/P	WHT	D43
52	B20		BLK	C43
53	B21	24 AWG T/P	WHT	B29
54	B22		BLK	A29
55	B23	24 AWG T/P	WHT	D42
56	B24		BLK	C42
57	B25	24 AWG T/P	WHT	D32
58	B26		BLK	C32
59	B27	24 AWG T/P	WHT	D31
60	B28		BLK	C31
61	B29	24 AWG T/P	WHT	B34
62	B30		BLK	A34
63	B31	24 AWG T/P	WHT	D37
64	B32		BLK	C37

RUN #	ERNI PIN	WIRE	COLOR	VPC 510150115 QP 192 Pin
65	C1	24 AWG T/P	WHT	B12
66	C2		BLK	A12
67	C3	24 AWG T/P	WHT	D19
68	C4		BLK	C19
69	C5	24 AWG T/P	WHT	D12
70	C6		BLK	C12
71	C7	24 AWG T/P	WHT	D21
72	C8		BLK	C21
73	C9	24 AWG T/P	WHT	B7
74	C10		BLK	A7
75	C11	24 AWG T/P	WHT	D24
76	C12		BLK	C24
77	C13	24 AWG T/P	WHT	D7
78	C14		BLK	C7
79	C15	24 AWG T/P	WHT	D44
80	C16		BLK	C44
81	C17	24 AWG T/P	WHT	D27
82	C18		BLK	C27
83	C19	24 AWG T/P	WHT	D41
84	C20		BLK	C41
85	C21	24 AWG T/P	WHT	B27
86	C22		BLK	A27
87	C23	24 AWG T/P	WHT	B39
88	C24		BLK	A39
89	C25	24 AWG T/P	WHT	B30
90	C26		BLK	A30
91	C27	24 AWG T/P	WHT	D35
92	C28		BLK	C35
93	C29	24 AWG T/P	WHT	B33
94	C30		BLK	A33
95	C31	24 AWG T/P	WHT	D33
96	C32		BLK	C33

RUN #	ERNI PIN	WIRE	COLOR	VPC 510150115 QP 192 Pin
97	D1	24 AWG T/P	WHT	B16
98	D2		BLK	A16
99	D3	24 AWG T/P	WHT	B13
100	D4		BLK	A13
101	D5	24 AWG T/P	WHT	B19
102	D6		BLK	A19
103	D7	24 AWG T/P	WHT	B10
104	D8		BLK	A10
105	D9	24 AWG T/P	WHT	B21
106	D10		BLK	A21
107	D11	24 AWG T/P	WHT	B8
108	D12		BLK	A8
109	D13	24 AWG T/P	WHT	B24
110	D14		BLK	A24
111	D15	24 AWG T/P	WHT	B5
112	D16		BLK	A5
113	D17	24 AWG T/P	WHT	B43
114	D18		BLK	A43
115	D19	24 AWG T/P	WHT	B25
116	D20		BLK	A25
117	D21	24 AWG T/P	WHT	B38
118	D22		BLK	A38
119	D23	24 AWG T/P	WHT	B28
120	D24		BLK	A28
121	D25	24 AWG T/P	WHT	B35
122	D26		BLK	A35
123	D27	24 AWG T/P	WHT	B31
124	D28		BLK	A31
125	D29	24 AWG T/P	WHT	D30
126	D30		BLK	C30
127	D31	24 AWG T/P	WHT	B32
128	D32		BLK	A32

RUN #	ERNI PIN	WIRE	COLOR	VPC 510150115 QP 192 Pin
129	E1	24 AWG T/P	WHT	D16
130	E2		BLK	C16
131	E3	24 AWG T/P	WHT	B15
132	E4		BLK	A15
133	E5	24 AWG T/P	WHT	B17
134	E6		BLK	A17
135	E7	24 AWG T/P	WHT	B18
136	E8		BLK	A18
137	E9	24 AWG T/P	WHT	D22
138	E10		BLK	C22
139	E11	24 AWG T/P	WHT	B20
140	E12		BLK	A20
141	E13	24 AWG T/P	WHT	B22
142	E14		BLK	A22
143	E15	24 AWG T/P	WHT	B23
144	E16		BLK	A23
145	E17	24 AWG T/P	WHT	B44
146	E18		BLK	A44
147	E19	24 AWG T/P	WHT	B40
148	E20		BLK	A40
149	E21	24 AWG T/P	WHT	B41
150	E22		BLK	A41
151	E23	24 AWG T/P	WHT	D39
152	E24		BLK	C39
153	E25	24 AWG T/P	WHT	D29
154	E26		BLK	C29
155	E27	24 AWG T/P	WHT	D36
156	E28		BLK	C36
157	E29	24 AWG T/P	WHT	D38
158	E30		BLK	C38
159	E31	24 AWG T/P	WHT	B36
160	E32		BLK	A36

**CUSTOMER DRAWING - CUSTOMER DRAWING - CUSTOMER DRAWING**

THE INFORMATION CONTAINED HEREIN IS THE EXCLUSIVE PROPERTY OF VIRGINIA PANEL CORPORATION AND IS SUBMITTED FOR USE BY THE CUSTOMER ONLY. THE DATA SHALL NOT BE DUPLICATED, USED, OR DISCLOSED IN WHOLE OR IN PART FOR ANY PURPOSE OTHER THAN TO MAINTAIN THE EQUIPMENT PROVIDED.

SIZE C	CAGE CODE 18117	DWG. NO. <b>540069070X40</b>	REV B
SCALE: NONE		540069070X40 11/14/2011	SHEET 2 OF 2

DO NOT SCALE DRAWING