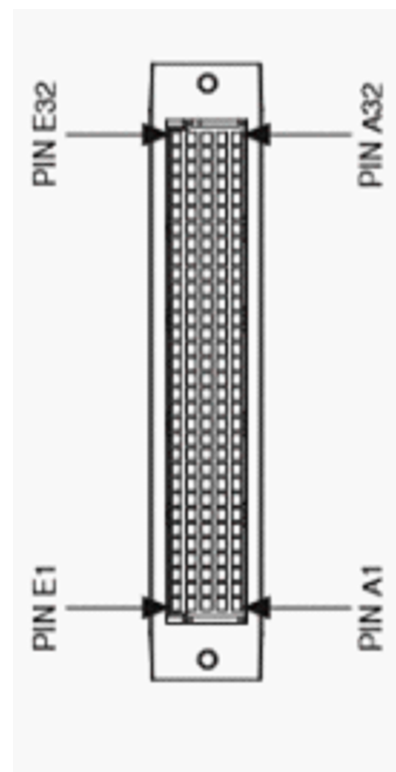


DO NOT SCALE DRAWING

THE INFORMATION CONTAINED HEREIN IS THE EXCLUSIVE PROPERTY OF VIRGINIA PANEL CORPORATION AND IS SUBMITTED FOR USE BY THE CUSTOMER ONLY. THE DATA SHALL NOT BE DUPLICATED, USED, OR DISCLOSED IN WHOLE OR IN PART FOR ANY PURPOSE OTHER THAN TO MAINTAIN THE EQUIPMENT PROVIDED. CONSULT WITH VIRGINIA PANEL CORPORATION ENGINEERING IF MORE DETAIL IS REQUIRED.

REV	DESCRIPTION	DATE	ENGINEER
B	ECN #10520	7/31/2020	H. MORRIS


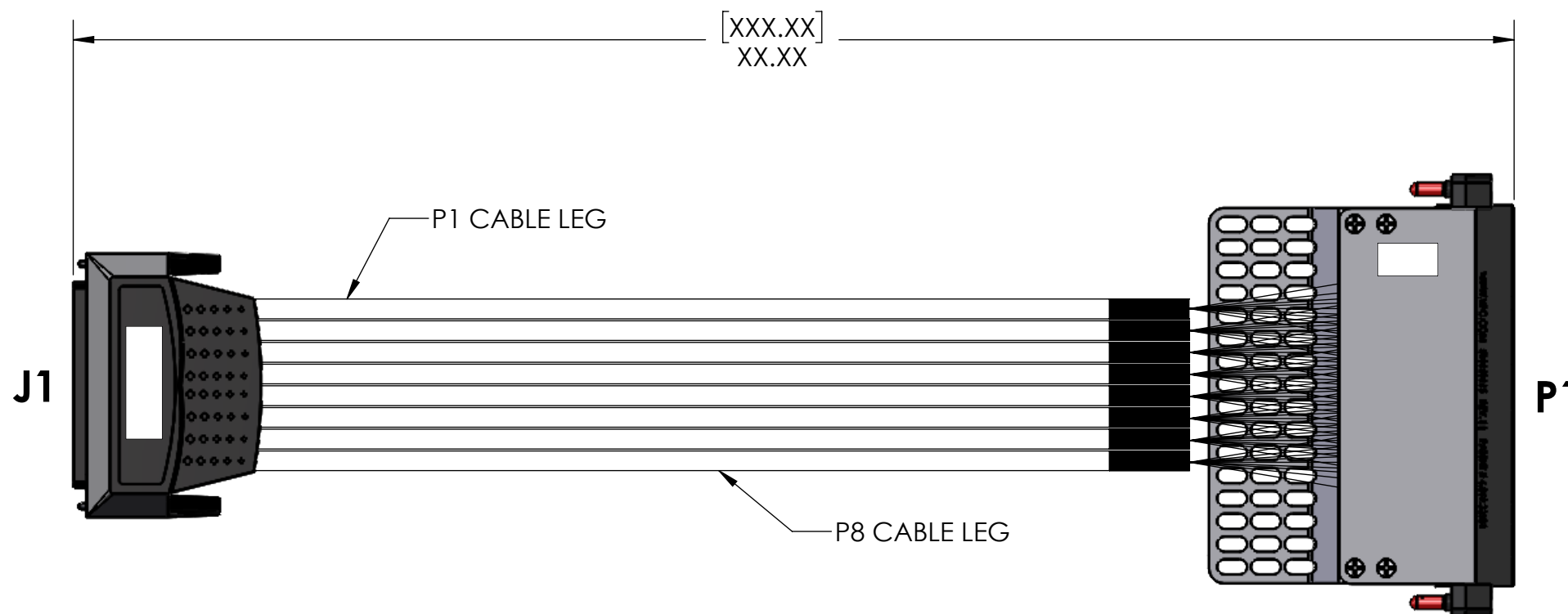


**160PN DIN FML
MATING FACE
J1**

2. MATING MODULE: 510115105
PATCHCORDS: (160) 7-121024000-036

1. FOR APPLICATION USE AND CARE INFORMATION CONSULT VPC USERS GUIDE @ WWW.VPC.COM

NOTES:



P1

CUSTOMER DRAWING



**CBA RCV 160 DIN FML
PXle-2739**

RELATIVE CONNECTOR POSITIONS
AND WIRE ROUTING ARE GENERIC
AND MAY VARY WITH PINOUT
DIMENSIONS ARE SHOWN AS:
[MILLIMETERS]
INCHES

DWG.NO.		REV	
540069140X40		B	
SIZE	SCALE	CAGE CODE	SHEET
B	NONE	18117	1 OF 2

Run #	From Location (Conn - Pin)	Contact	Wire AWG	Wire/Patchcord P/N-LEG	Length (in)	Wire Color	To Location (Conn - Pin)
1	P1-A1	610138216	24	CABLE LEG P1	XX	BLK	J1-A29
2	P1-B1	610138216	24			BRN	J1-B29
3	P1-C1	610138216	24			RED	J1-C29
4	P1-D1	610138216	24			ORN	J1-D29
5	P1-A2	610138216	24			YEL	J1-E29
6	P1-B2	610138216	24			GRN	J1-A30
7	P1-C2	610138216	24			BLU	J1-B30
8	P1-D2	610138216	24			PUR	J1-C30
9	P1-A3	610138216	24			GRY	J1-D30
10	P1-B3	610138216	24			WHT	J1-E30
11	P1-C3	610138216	24			PNK	J1-A31
12	P1-D3	610138216	24			LIGHT GRN	J1-B31
13	P1-A4	610138216	24			BLK/WHT	J1-C31
14	P1-B4	610138216	24			BRN/WHT	J1-D31
15	P1-C4	610138216	24			RED/WHT	J1-E31
16	P1-D4	610138216	24			ORN/WHT	J1-A32
17	P1-A5	610138216	24			GRN/WHT	J1-B32
18	P1-B5	610138216	24			BLU/WHT	J1-C32
19	P1-C5	610138216	24			PUR/WHT	J1-D32
20	P1-D5	610138216	24			RED/BLK	J1-E32
21	P1-A6	610138216	24			CABLE LEG P2	XX
22	P1-B6	610138216	24	BRN	J1-B25		
23	P1-C6	610138216	24	RED	J1-C25		
24	P1-D6	610138216	24	ORN	J1-D25		
25	P1-A7	610138216	24	YEL	J1-E25		
26	P1-B7	610138216	24	GRN	J1-A26		
27	P1-C7	610138216	24	BLU	J1-B26		
28	P1-D7	610138216	24	PUR	J1-C26		
29	P1-A8	610138216	24	GRY	J1-D26		
30	P1-B8	610138216	24	WHT	J1-E26		
31	P1-C8	610138216	24	PNK	J1-A27		
32	P1-D8	610138216	24	LIGHT GRN	J1-B27		
33	P1-A9	610138216	24	BLK/WHT	J1-C27		
34	P1-B9	610138216	24	BRN/WHT	J1-D27		
35	P1-C9	610138216	24	RED/WHT	J1-E27		
36	P1-D9	610138216	24	ORN/WHT	J1-A28		
37	P1-A10	610138216	24	GRN/WHT	J1-B28		
38	P1-B10	610138216	24	BLU/WHT	J1-C28		
39	P1-C10	610138216	24	PUR/WHT	J1-D28		
40	P1-D10	610138216	24	RED/BLK	J1-E28		
41	P1-A11	610138216	24	CABLE LEG P3	XX		
42	P1-B11	610138216	24			BRN	J1-B21
43	P1-C11	610138216	24			RED	J1-C21
44	P1-D11	610138216	24			ORN	J1-D21
45	P1-A12	610138216	24			YEL	J1-E21
46	P1-B12	610138216	24			GRN	J1-A22
47	P1-C12	610138216	24			BLU	J1-B22
48	P1-D12	610138216	24			PUR	J1-C22
49	P1-A13	610138216	24			GRY	J1-D22
50	P1-B13	610138216	24			WHT	J1-E22
51	P1-C13	610138216	24			PNK	J1-A23
52	P1-D13	610138216	24			LIGHT GRN	J1-B23
53	P1-A14	610138216	24			BLK/WHT	J1-C23
54	P1-B14	610138216	24			BRN/WHT	J1-D23
55	P1-C14	610138216	24			RED/WHT	J1-E23
56	P1-D14	610138216	24			ORN/WHT	J1-A24
57	P1-A15	610138216	24			GRN/WHT	J1-B24
58	P1-B15	610138216	24			BLU/WHT	J1-C24
59	P1-C15	610138216	24			PUR/WHT	J1-D24
60	P1-D15	610138216	24			RED/BLK	J1-E24

Run #	From Location (Conn - Pin)	Contact	Wire AWG	Wire/Patchcord P/N-LEG	Length (in)	Wire Color	To Location (Conn - Pin)
61	P1-A16	610138216	24	CABLE LEG P4	XX	BLK	J1-A17
62	P1-B16	610138216	24			BRN	J1-B17
63	P1-C16	610138216	24			RED	J1-C17
64	P1-D16	610138216	24			ORN	J1-D17
65	P1-A17	610138216	24			YEL	J1-E17
66	P1-B17	610138216	24			GRN	J1-A18
67	P1-C17	610138216	24			BLU	J1-B18
68	P1-D17	610138216	24			PUR	J1-C18
69	P1-A18	610138216	24			GRY	J1-D18
70	P1-B18	610138216	24			WHT	J1-E18
71	P1-C18	610138216	24			PNK	J1-A19
72	P1-D18	610138216	24			LIGHT GRN	J1-B19
73	P1-A19	610138216	24			BLK/WHT	J1-C19
74	P1-B19	610138216	24			BRN/WHT	J1-D19
75	P1-C19	610138216	24			RED/WHT	J1-E19
76	P1-D19	610138216	24			ORN/WHT	J1-A20
77	P1-A20	610138216	24			GRN/WHT	J1-B20
78	P1-B20	610138216	24			BLU/WHT	J1-C20
79	P1-C20	610138216	24			PUR/WHT	J1-D20
80	P1-D20	610138216	24			RED/BLK	J1-E20
81	P1-A21	610138216	24			CABLE LEG P5	XX
82	P1-B21	610138216	24	BRN	J1-B13		
83	P1-C21	610138216	24	RED	J1-C13		
84	P1-D21	610138216	24	ORN	J1-D13		
85	P1-A22	610138216	24	YEL	J1-E13		
86	P1-B22	610138216	24	GRN	J1-A14		
87	P1-C22	610138216	24	BLU	J1-B14		
88	P1-D22	610138216	24	PUR	J1-C14		
89	P1-A23	610138216	24	GRY	J1-D14		
90	P1-B23	610138216	24	WHT	J1-E14		
91	P1-C23	610138216	24	PNK	J1-A15		
92	P1-D23	610138216	24	LIGHT GRN	J1-B15		
93	P1-A24	610138216	24	BLK/WHT	J1-C15		
94	P1-B24	610138216	24	BRN/WHT	J1-D15		
95	P1-C24	610138216	24	RED/WHT	J1-E15		
96	P1-D24	610138216	24	ORN/WHT	J1-A16		
97	P1-A25	610138216	24	GRN/WHT	J1-B16		
98	P1-B25	610138216	24	BLU/WHT	J1-C16		
99	P1-C25	610138216	24	PUR/WHT	J1-D16		
100	P1-D25	610138216	24	RED/BLK	J1-E16		
101	P1-A26	610138216	24	CABLE LEG P6	XX		
102	P1-B26	610138216	24			BRN	J1-B9
103	P1-C26	610138216	24			RED	J1-C9
104	P1-D26	610138216	24			ORN	J1-D9
105	P1-A27	610138216	24			YEL	J1-E9
106	P1-B27	610138216	24			GRN	J1-A10
107	P1-C27	610138216	24			BLU	J1-B10
108	P1-D27	610138216	24			PUR	J1-C10
109	P1-A28	610138216	24			GRY	J1-D10
110	P1-B28	610138216	24			WHT	J1-E10
111	P1-C28	610138216	24			PNK	J1-A11
112	P1-D28	610138216	24			LIGHT GRN	J1-B11
113	P1-A29	610138216	24			BLK/WHT	J1-C11
114	P1-B29	610138216	24			BRN/WHT	J1-D11
115	P1-C29	610138216	24			RED/WHT	J1-E11
116	P1-D29	610138216	24			ORN/WHT	J1-A12
117	P1-A30	610138216	24			GRN/WHT	J1-B12
118	P1-B30	610138216	24			BLU/WHT	J1-C12
119	P1-C30	610138216	24			PUR/WHT	J1-D12
120	P1-D30	610138216	24			RED/BLK	J1-E12

Run #	From Location (Conn - Pin)	Contact	Wire AWG	Wire/Patchcord P/N-LEG	Length (in)	Wire Color	To Location (Conn - Pin)
121	P1-A31	610138216	24	CABLE LEG P7	XX	BLK	J1-A5
122	P1-B31	610138216	24			BRN	J1-B5
123	P1-C31	610138216	24			RED	J1-C5
124	P1-D31	610138216	24			ORN	J1-D5
125	P1-A32	610138216	24			YEL	J1-E5
126	P1-B32	610138216	24			GRN	J1-A6
127	P1-C32	610138216	24			BLU	J1-B6
128	P1-D32	610138216	24			PUR	J1-C6
129	P1-A33	610138216	24			GRY	J1-D6
130	P1-B33	610138216	24			WHT	J1-E6
131	P1-C33	610138216	24			PNK	J1-A7
132	P1-D33	610138216	24			LIGHT GRN	J1-B7
133	P1-A34	610138216	24			BLK/WHT	J1-C7
134	P1-B34	610138216	24			BRN/WHT	J1-D7
135	P1-C34	610138216	24			RED/WHT	J1-E7
136	P1-D34	610138216	24			ORN/WHT	J1-A8
137	P1-A35	610138216	24			GRN/WHT	J1-B8
138	P1-B35	610138216	24			BLU/WHT	J1-C8
139	P1-C35	610138216	24			PUR/WHT	J1-D8
140	P1-D35	610138216	24			RED/BLK	J1-E8
141	P1-A36	610138216	24			CABLE LEG P8	XX
142	P1-B36	610138216	24	BRN	J1-B1		
143	P1-C36	610138216	24	RED	J1-C1		
144	P1-D36	610138216	24	ORN	J1-D1		
145	P1-A37	610138216	24	YEL	J1-E1		
146	P1-B37	610138216	24	GRN	J1-A2		
147	P1-C37	610138216	24	BLU	J1-B2		
148	P1-D37	610138216	24	PUR	J1-C2		
149	P1-A38	610138216	24	GRY	J1-D2		
150	P1-B38	610138216	24	WHT	J1-E2		
151	P1-C38	610138216	24	PNK	J1-A3		
152	P1-D38	610138216	24	LIGHT GRN	J1-B3		
153	P1-A39	610138216	24	BLK/WHT	J1-C3		
154	P1-B39	610138216	24	BRN/WHT	J1-D3		
155	P1-C39	610138216	24	RED/WHT	J1-E3		
156	P1-D39	610138216	24	ORN/WHT	J1-A4		
157	P1-A40	610138216	24	GRN/WHT	J1-B4		
158	P1-B40	610138216	24	BLU/WHT	J1-C4		
159	P1-C40	610138216	24	PUR/WHT	J1-D4		
160	P1-D40	610138216	24	RED/BLK	J1-E4		

CUSTOMER DRAWING - CUSTOMER DRAWING - CUSTOMER DRAWING

THE INFORMATION CONTAINED HEREIN IS THE EXCLUSIVE PROPERTY OF VIRGINIA PANEL CORPORATION AND IS SUBMITTED FOR USE BY THE CUSTOMER ONLY. THE DATA SHALL NOT BE DUPLICATED, USED, OR DISCLOSED IN WHOLE OR IN PART FOR ANY PURPOSE OTHER THAN TO MAINTAIN THE EQUIPMENT PROVIDED.

DWG.NO.		540069140X40		REV	B
SIZE	SCALE	CAGE CODE	SHEET		
B	NONE	18117	2 OF 2		

DO NOT SCALE DRAWING