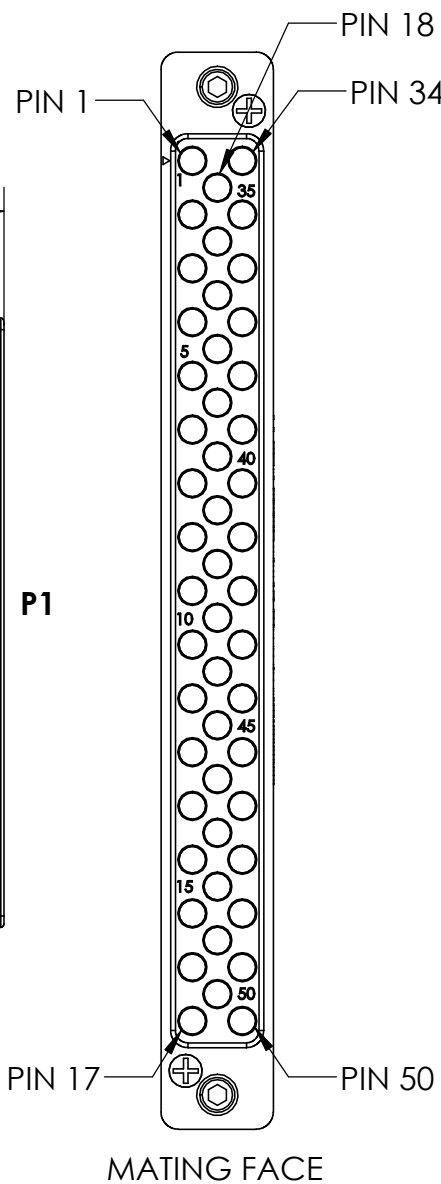
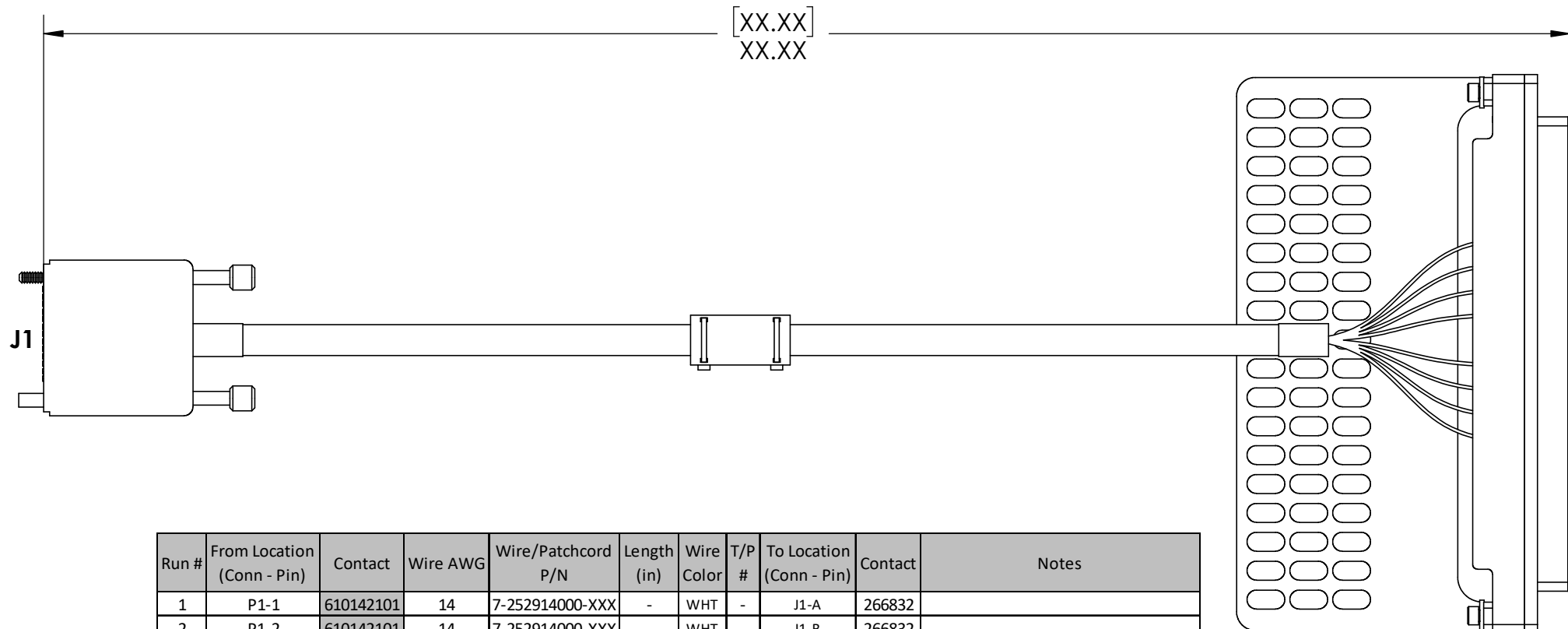
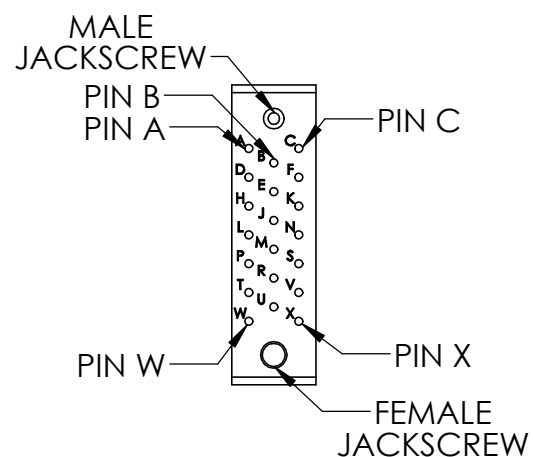


DO NOT SCALE DRAWING

THE INFORMATION CONTAINED HEREIN IS THE EXCLUSIVE PROPERTY OF VIRGINIA PANEL CORPORATION AND IS SUBMITTED FOR USE BY THE CUSTOMER ONLY. THE DATA SHALL NOT BE DUPLICATED, USED, OR DISCLOSED IN WHOLE OR IN PART FOR ANY PURPOSE OTHER THAN TO MAINTAIN THE EQUIPMENT PROVIDED. CONSULT WITH VIRGINIA PANEL CORPORATION ENGINEERING IF MORE DETAIL IS REQUIRED.

REV	DESCRIPTION	DATE	ENGINEER
B	ECN # 10719	9/30/2020	S MULLINS



Run #	From Location (Conn - Pin)	Contact	Wire AWG	Wire/Patchcord P/N	Length (in)	Wire Color	T/P #	To Location (Conn - Pin)	Contact	Notes
1	P1-1	610142101	14	7-252914000-XXX	-	WHT	-	J1-A	266832	
2	P1-2	610142101	14	7-252914000-XXX	-	WHT	-	J1-B	266832	
3	P1-3	610142101	14	7-252914000-XXX	-	WHT	-	J1-C	266832	
4	P1-4	610142101	14	7-252914000-XXX	-	WHT	-	J1-D	266832	
5	P1-5	610142101	14	7-252914000-XXX	-	WHT	-	J1-E	266832	
6	P1-6	610142101	14	7-252914000-XXX	-	WHT	-	J1-F	266832	
7	P1-7	610142101	14	7-252914000-XXX	-	WHT	-	J1-H	266832	
8	P1-8	610142101	14	7-252914000-XXX	-	WHT	-	J1-J	266832	
9	P1-9	610142101	14	7-252914000-XXX	-	WHT	-	J1-K	266832	
10	P1-10	610142101	14	7-252914000-XXX	-	WHT	-	J1-L	266832	
11	P1-11	610142101	14	7-252914000-XXX	-	WHT	-	J1-M	266832	
12	P1-12	610142101	14	7-252914000-XXX	-	WHT	-	J1-N	266832	
13	P1-13	610142101	14	7-252914000-XXX	-	WHT	-	J1-P	266832	
14	P1-14	610142101	14	7-252914000-XXX	-	WHT	-	J1-R	266832	
15	P1-15	610142101	14	7-252914000-XXX	-	WHT	-	J1-S	266832	
16	P1-16	610142101	14	7-252914000-XXX	-	WHT	-	J1-T	266832	
17	P1-17	610142101	14	7-252914000-XXX	-	WHT	-	J1-U	266832	
18	P1-18	610142101	14	7-252914000-XXX	-	WHT	-	J1-V	266832	
19	P1-19	610142101	14	7-252914000-XXX	-	WHT	-	J1-W	266832	
20	P1-20	610142101	14	7-252914000-XXX	-	WHT	-	J1-X	266832	

VPC P/N 540145010X47 WHERE X =	LENGTH XX.XX"
1	20.00" [508]
2	36.00" [914]
6	48.00" [1219]
9	60.00" [1524]
5	72.00" [1829]

RELATIVE CONNECTOR POSITIONS AND WIRE ROUTING ARE GENERIC AND MAY VARY WITH PINOUT

DIMENSIONS ARE SHOWN AS:
[MILLIMETERS]
INCHES

CUSTOMER DRAWING

CBA PXI (1) 20PIN PWR

DWG.NO. **540145010X47** REV **B**

SIZE B	SCALE NONE	CAGE CODE 18117	SHEET 1 OF 1
-----------	---------------	--------------------	-----------------

2. MATING MODULE: (1) 510108262
MATING PATCHCORDS: (20) 7-251914000-036
1. FOR APPLICATION USE AND CARE INFORMATION CONSULT VPC USERS GUIDE @ WWW.VPC.COM

NOTES: