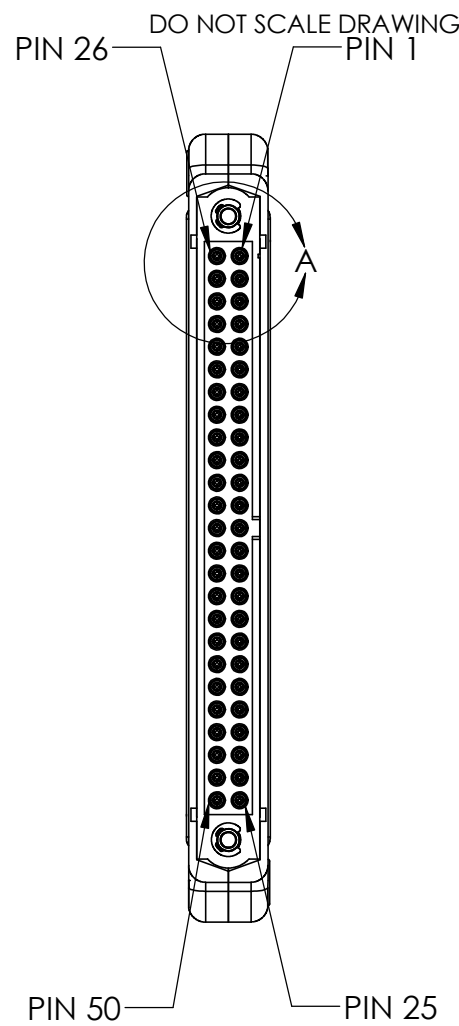

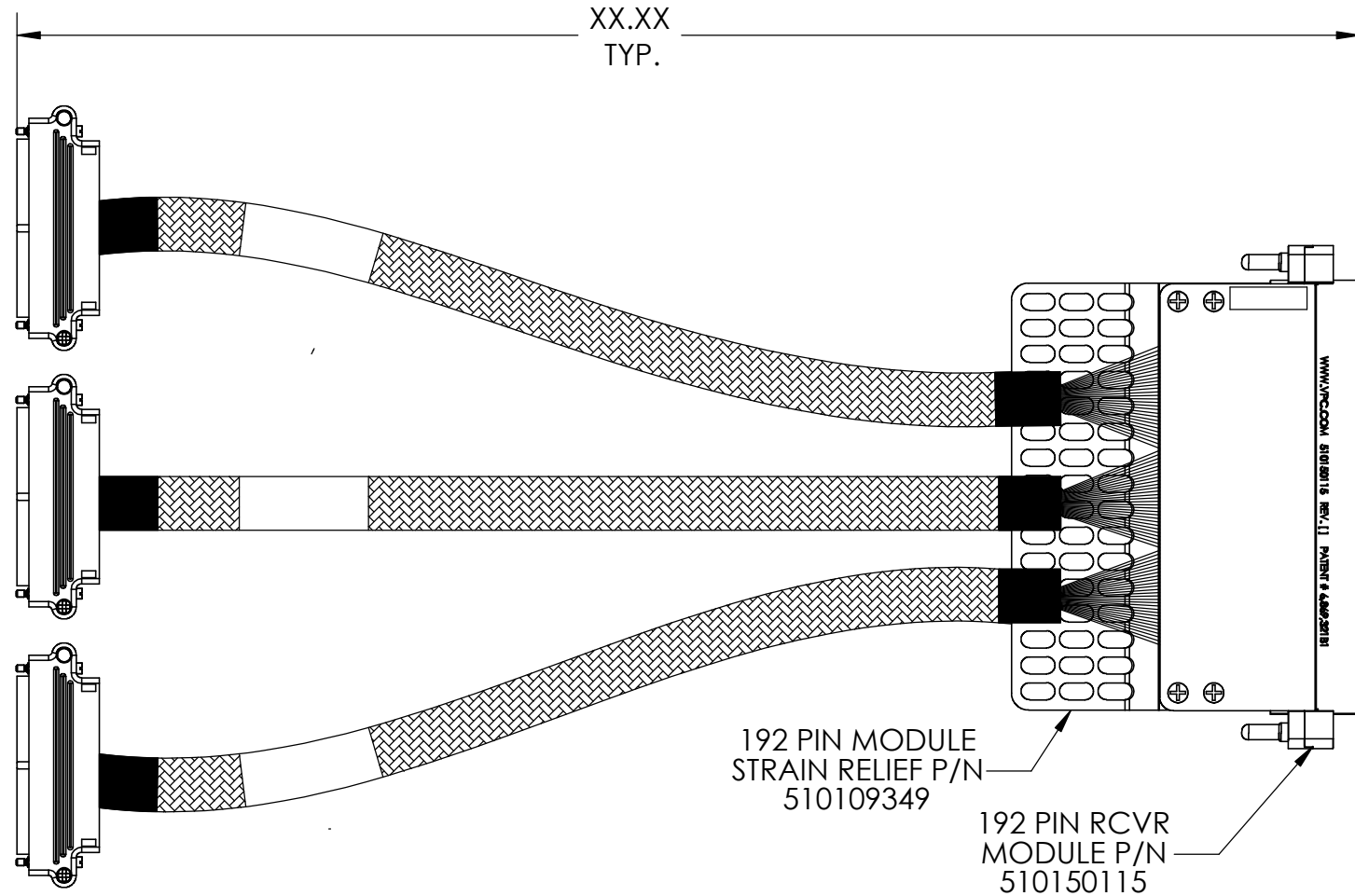
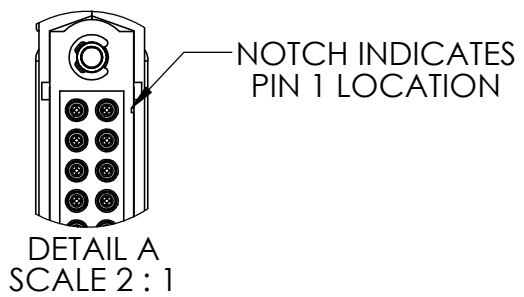


THE INFORMATION CONTAINED HEREIN IS THE EXCLUSIVE PROPERTY OF VIRGINIA PANEL CORPORATION AND IS SUBMITTED FOR USE BY THE CUSTOMER ONLY. THE DATA SHALL NOT BE DUPLICATED, USED, OR DISCLOSED IN WHOLE OR IN PART FOR ANY PURPOSE OTHER THAN TO MAINTAIN THE EQUIPMENT PROVIDED. CONSULT WITH VIRGINIA PANEL CORPORATION ENGINEERING IF MORE DETAIL IS REQUIRED.

REV	DESCRIPTION	DATE	ENGINEER
D	ORIGINAL RELEASE ECN #9604	10/23/19	M CRUZ



50 PIN FEMALE CONNECTOR
MATING FACE
TYP. 3 PLCS.



2. MATING MODULE: 510151105
MATING PATCHCORDS: (47) 7-121426000-036
(6) 7-121924000-036
1. FOR APPLICATION USE AND CARE INFORMATION CONSULT VPC USERS GUIDE @ WWW.VPC.COM

NOTES:

VPC P/N P/N WHERE X =	LENGTH XX.XX"
1	20.00" [508]
2	36.00" [914]
6	48.00" [1219]
9	60.00" [1524]
5	72.00" [1829]

RELATIVE CONNECTOR POSITIONS AND WIRE ROUTING ARE GENERIC AND MAY VARY WITH PINOUT

DIMENSIONS ARE SHOWN AS:
[MILLIMETERS]
INCHES

CUSTOMER DRAWING

**CBA 3 50PN
FML SPC**

DWG.NO. **54023901X40** REV **D**

SIZE B	SCALE NONE	CAGE CODE 18117	SHEET 1 OF 3
-----------	---------------	--------------------	-----------------

DEVICE NAME	50 PIN CONN	SIGNAL NAME	VPC PIN #	WIRE
LVDT1 SIM	21	LVDT1_Exc.Out1 Hi	A1	Shielded
LVDT1 SIM	46	LVDT1_Exc.Out1 Lo	B1	Twisted
		Shield 1		Pair
LVDT1 SIM	2	LVDT1_CH01 A Hi	A2	Shielded
LVDT1 SIM	1	LVDT1_CH01 A Lo	B2	Twisted
		Shield 2		Pair
LVDT1 SIM	3	LVDT1_CH01 B Hi	C2	Shielded
LVDT1 SIM	4	LVDT1_CH01 B Lo	D2	Twisted
		Shield 3		Pair
LVDT1 SIM	5	LVDT1_Exc.01 A-B Hi	A3	Shielded
LVDT1 SIM	30	LVDT1_Exc.01 A-B Lo	B3	Twisted
		Shield 4		Pair
LVDT1 SIM	7	LVDT1_CH02 A Hi	A4	Shielded
LVDT1 SIM	6	LVDT1_CH02 A Lo	B4	Twisted
		Shield 5		Pair
LVDT1 SIM	8	LVDT1_CH02 B Hi	C4	Shielded
LVDT1 SIM	9	LVDT1_CH02 B Lo	D4	Twisted
		Shield 6		Pair
LVDT1 SIM	23	LVDT1 GND	C1	021800
LVDT1 SIM	10	LVDT1_Exc.02 A-B Hi	C3	Shielded
LVDT1 SIM	35	LVDT1_Exc.02 A-B Lo	D3	Twisted
		Shield 7		Pair
LVDT1 SIM	12	LVDT1_CH03 A Hi	A5	Shielded
LVDT1 SIM	11	LVDT1_CH03 A Lo	B5	Twisted
		Shield 8		Pair
LVDT1 SIM	13	LVDT1_CH03 B Hi	C5	Shielded
LVDT1 SIM	14	LVDT1_CH03 B Lo	D5	Twisted
		Shield 9		Pair
LVDT1 SIM	15	LVDT1_Exc.03 A-B Hi	A6	Shielded
LVDT1 SIM	40	LVDT1_Exc.03 A-B Lo	B6	Twisted
		Shield 10		Pair
LVDT1 SIM	17	LVDT1_CH04 A Hi	A7	Shielded
LVDT1 SIM	16	LVDT1_CH04 A Lo	B7	Twisted
		Shield 11		Pair
LVDT1 SIM	18	LVDT1_CH04 B Hi	C7	Shielded
LVDT1 SIM	19	LVDT1_CH04 B Lo	D7	Twisted
		Shield 12		Pair
LVDT1 SIM	20	LVDT1_Exc.04 A-B Hi	C6	Shielded
LVDT1 SIM	45	LVDT1_Exc.04 A-B Lo	D6	Twisted
		Shield 13		Pair
LVDT1 SIM	48	LVDT1 GND	D1	021800

DEVICE NAME	50 PIN CONN	SIGNAL NAME	VPC PIN #	WIRE
LVDT2 SIM	21	LVDT2_Exc.Out2 Hi	A8	Shielded
LVDT2 SIM	46	LVDT2_Exc.Out2 Lo	B8	Twisted
		Shield 1		Pair
LVDT2 SIM	2	LVDT2_CH05 A Hi	A9	Shielded
LVDT2 SIM	1	LVDT2_CH05 A Lo	B9	Twisted
		Shield 2		Pair
LVDT2 SIM	3	LVDT2_CH05 B Hi	C9	Shielded
LVDT2 SIM	4	LVDT2_CH05 B Lo	D9	Twisted
		Shield 3		Pair
LVDT2 SIM	5	LVDT2_Exc.05 A-B Hi	A10	Shielded
LVDT2 SIM	30	LVDT2_Exc.05 A-B Lo	B10	Twisted
		Shield 4		Pair
LVDT2 SIM	7	LVDT2_CH06 A Hi	A11	Shielded
LVDT2 SIM	6	LVDT2_CH06 A Lo	B11	Twisted
		Shield 5		Pair
LVDT2 SIM	8	LVDT2_CH06 B Hi	C11	Shielded
LVDT2 SIM	9	LVDT2_CH06 B Lo	D11	Twisted
		Shield 6		Pair
LVDT2 SIM	23	LVDT2 GND	C8	021800
LVDT2 SIM	10	LVDT2_Exc.06 A-B Hi	C10	Shielded
LVDT2 SIM	35	LVDT2_Exc.06 A-B Lo	D10	Twisted
		Shield 7		Pair
LVDT2 SIM	12	LVDT2_CH07 A Hi	A12	Shielded
LVDT2 SIM	11	LVDT2_CH07 A Lo	B12	Twisted
		Shield 8		Pair
LVDT2 SIM	13	LVDT2_CH07 B Hi	C12	Shielded
LVDT2 SIM	14	LVDT2_CH07 B Lo	D12	Twisted
		Shield 9		Pair
LVDT2 SIM	15	LVDT2_Exc.07 A-B Hi	A13	Shielded
LVDT2 SIM	40	LVDT2_Exc.07 A-B Lo	B13	Twisted
		Shield 10		Pair
LVDT2 SIM	17	LVDT2_CH08 A Hi	A14	Shielded
LVDT2 SIM	16	LVDT2_CH08 A Lo	B14	Twisted
		Shield 11		Pair
LVDT2 SIM	18	LVDT2_CH08 B Hi	C14	Shielded
LVDT2 SIM	19	LVDT2_CH08 B Lo	D14	Twisted
		Shield 12		Pair
LVDT2 SIM	20	LVDT2_Exc.08 A-B Hi	C13	Shielded
LVDT2 SIM	45	LVDT2_Exc.08 A-B Lo	D13	Twisted
		Shield 13		Pair
LVDT2 SIM	48	LVDT2 GND	D8	021800

CUSTOMER DRAWING - CUSTOMER DRAWING - CUSTOMER DRAWING

THE INFORMATION CONTAINED HEREIN IS THE EXCLUSIVE PROPERTY OF VIRGINIA PANEL CORPORATION AND IS SUBMITTED FOR USE BY THE CUSTOMER ONLY. THE DATA SHALL NOT BE DUPLICATED, USED, OR DISCLOSED IN WHOLE OR IN PART FOR ANY PURPOSE OTHER THAN TO MAINTAIN THE EQUIPMENT PROVIDED.

DWG.NO.		540239010X40		REV	D
SIZE	SCALE	CAGE CODE	SHEET		
B	NONE	18117	2 OF 3		

DO NOT SCALE DRAWING

DEVICE NAME	50 PIN CONN	SIGNAL NAME	VPC PIN #	WIRE
RESVR SIM	21	RES_EXC_REF_OUT_HI	A42	Shielded
RESVR SIM	46	RES_EXC_REF_OUT_LO	B42	Twisted
		Shield 1		Pair
RESVR SIM	2	RESOLVER_CH01_SIN+	A43	Shielded
RESVR SIM	1	RESOLVER_CH01_SIN-	B43	Twisted
		Shield 2		Pair
RESVR SIM	3	RESOLVER_CH01_COS+	C43	Shielded
RESVR SIM	4	RESOLVER_CH01_COS-	D43	Twisted
		Shield 3		Pair
RESVR SIM	5	RESOLVER_CH01_REF_IN_HI	A44	Shielded
RESVR SIM	30	RESOLVER_CH01_REF_IN_LO	B44	Twisted
		Shield 4		Pair
RESVR SIM	27	RESOLVER_CH01_SIN+SENSE	A38	Shielded
RESVR SIM	26	RESOLVER_CH01_SIN-SENSE	B38	Twisted
		Shield 5		Pair
RESVR SIM	28	RESOLVER_CH01_COS+SENSE	C38	Shielded
RESVR SIM	29	RESOLVER_CH01_COS-SENSE	D38	Twisted
		Shield 6		Pair
RESVR SIM	7	RESOLVER_CH02_SIN+	A45	Shielded
RESVR SIM	6	RESOLVER_CH02_SIN-	B45	Twisted
		Shield 7		Pair
RESVR SIM	8	RESOLVER_CH02_COS+	C45	Shielded
RESVR SIM	9	RESOLVER_CH02_COS-	D45	Twisted
		Shield 8		Pair
RESVR SIM	10	RESOLVER_CH02_REF_IN_HI	C44	Shielded
RESVR SIM	35	RESOLVER_CH02_REF_IN_LO	D44	Twisted
		Shield 9		Pair
RESVR SIM	32	RESOLVER_CH02_SIN+SENSE	A39	Shielded
RESVR SIM	31	RESOLVER_CH02_SIN-SENSE	B39	Twisted
		Shield 10		Pair
RESVR SIM	23	GND	C42	021800
RESVR SIM	33	RESOLVER_CH02_COS+SENSE	C39	Shielded
RESVR SIM	34	RESOLVER_CH02_COS-SENSE	D39	Twisted
		Shield 11		Pair
RESVR SIM	12	RESOLVER_CH03_SIN+	A46	Shielded
RESVR SIM	11	RESOLVER_CH03_SIN-	B46	Twisted
		Shield 12		Pair
RESVR SIM	13	RESOLVER_CH03_COS+	C46	Shielded
RESVR SIM	14	RESOLVER_CH03_COS-	D46	Twisted
		Shield 13		Pair
RESVR SIM	15	RESOLVER_CH03_REF_IN_HI	A47	Shielded
RESVR SIM	40	RESOLVER_CH03_REF_IN_LO	B47	Twisted
		Shield 14		Pair
RESVR SIM	37	RESOLVER_CH03_SIN+SENSE	A40	Shielded
RESVR SIM	36	RESOLVER_CH03_SIN-SENSE	B40	Twisted
		Shield 15		Pair
RESVR SIM	38	RESOLVER_CH03_COS+SENSE	C40	Shielded
RESVR SIM	39	RESOLVER_CH03_COS-SENSE	D40	Twisted
		Shield 16		Pair
RESVR SIM	17	RESOLVER_CH04_SIN+	A48	Shielded
RESVR SIM	16	RESOLVER_CH04_SIN-	B48	Twisted
		Shield 17		Pair
RESVR SIM	18	RESOLVER_CH04_COS+	C48	Shielded
RESVR SIM	19	RESOLVER_CH04_COS-	D48	Twisted
		Shield 18		Pair
RESVR SIM	20	RESOLVER_CH04_REF_IN_HI	C47	Shielded
RESVR SIM	45	RESOLVER_CH04_REF_IN_LO	D47	Twisted
		Shield 19		Pair
RESVR SIM	42	RESOLVER_CH04_SIN+SENSE	A41	Shielded
RESVR SIM	41	RESOLVER_CH04_SIN-SENSE	B41	Twisted
		Shield 20		Pair
RESVR SIM	43	RESOLVER_CH04_COS+SENSE	C41	Shielded
RESVR SIM	44	RESOLVER_CH04_COS-SENSE	D41	Twisted
		Shield 21		Pair
RESVR SIM	48	GND	D42	021800

CUSTOMER DRAWING - CUSTOMER DRAWING - CUSTOMER DRAWING

THE INFORMATION CONTAINED HEREIN IS THE EXCLUSIVE PROPERTY OF VIRGINIA PANEL CORPORATION AND IS SUBMITTED FOR USE BY THE CUSTOMER ONLY. THE DATA SHALL NOT BE DUPLICATED, USED, OR DISCLOSED IN WHOLE OR IN PART FOR ANY PURPOSE OTHER THAN TO MAINTAIN THE EQUIPMENT PROVIDED.

DWG.NO.		540239010X40		REV	D
SIZE	SCALE	CAGE CODE	SHEET		
B	NONE	18117	3 OF 3		

DO NOT SCALE DRAWING