

4

3

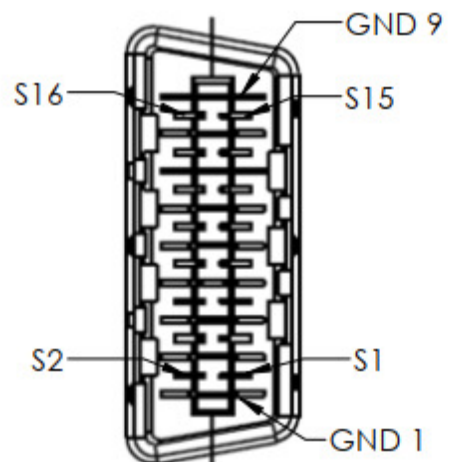
2

1

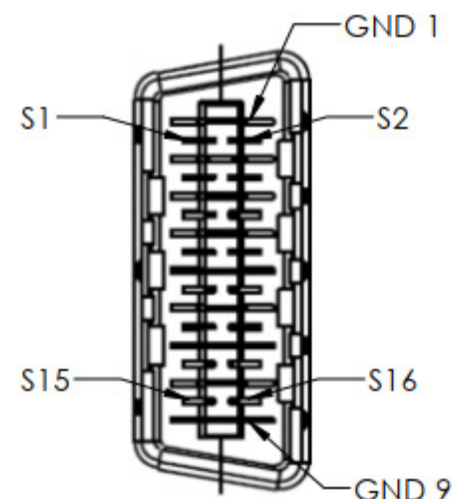
DO NOT SCALE DRAWING

THE INFORMATION CONTAINED HEREIN IS THE EXCLUSIVE PROPERTY OF VIRGINIA PANEL CORPORATION AND IS SUBMITTED FOR USE BY THE CUSTOMER ONLY. THE DATA SHALL NOT BE DUPLICATED, USED, OR DISCLOSED IN WHOLE OR IN PART FOR ANY PURPOSE OTHER THAN TO MAINTAIN THE EQUIPMENT PROVIDED. CONSULT WITH VIRGINIA PANEL CORPORATION ENGINEERING IF MORE DETAIL IS REQUIRED.

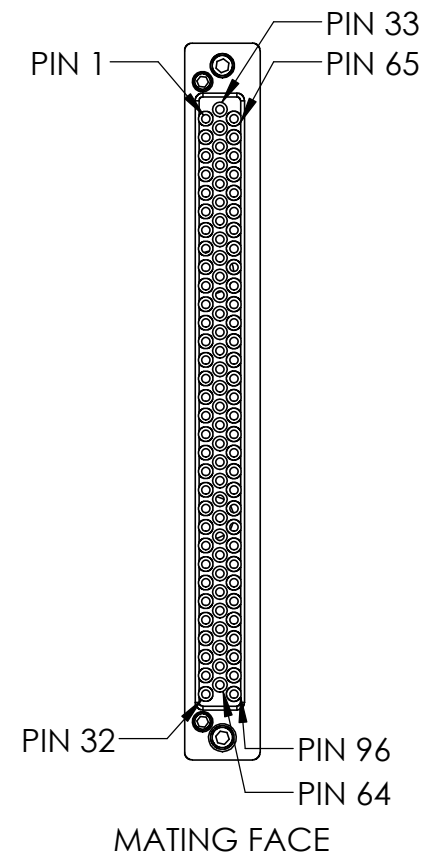
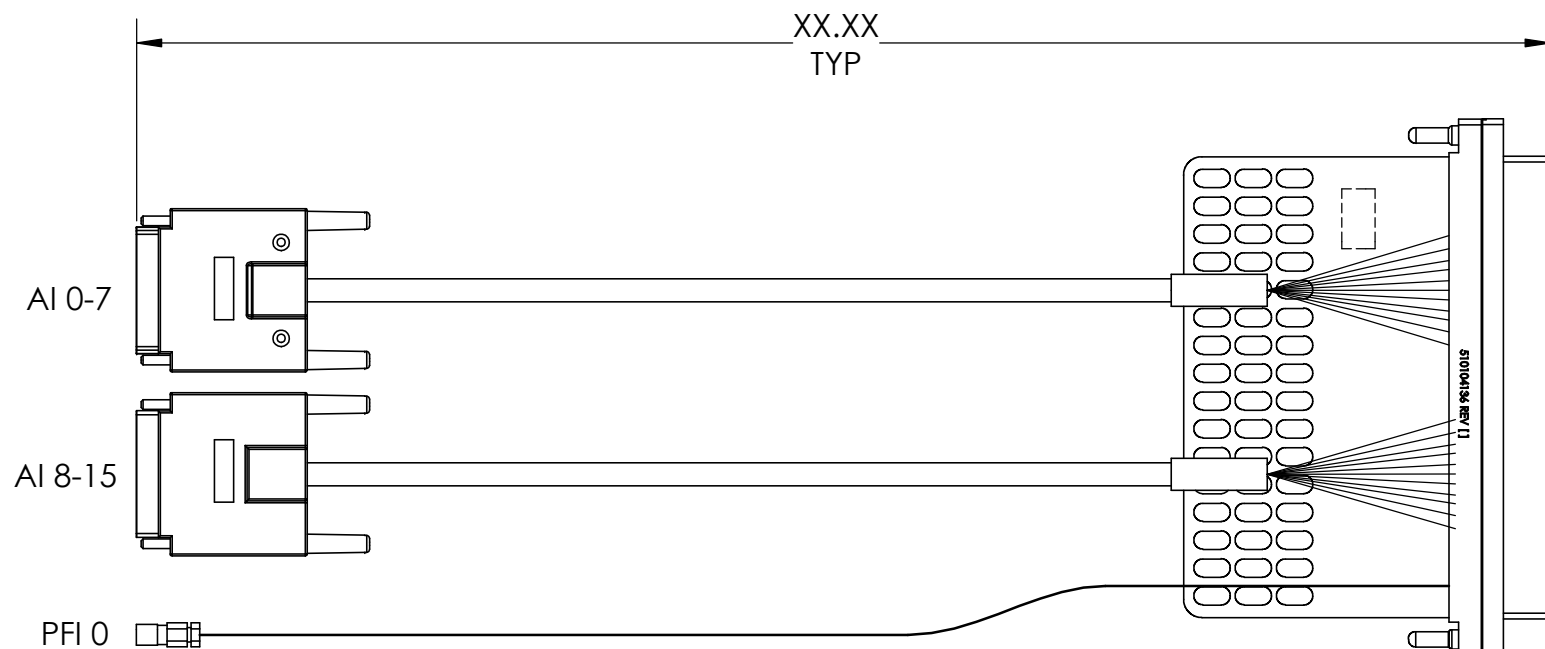
REV	DESCRIPTION	DATE	ENGINEER
E	ECN #2010	10/21/21	SM



NI 197516-02 MATING FACE AI 0-7



NI 197516-02 MATING FACE AI 8-15



MATING MODULE: 510108126 QTY 1
MATING PATCHCORDS 7-105426000-036 QTY 16

1. FOR APPLICATION USE AND CARE INFORMATION CONSULT VPC USERS GUIDE @ WWW.VPC.COM

NOTES:

VPC P/N 540285010X03 WHERE X =	LENGTH XX.XX"
1	20.00" [508]
2	36.00" [914]
6	48.00" [1219]
9	60.00" [1524]
5	72.00" [1829]

RELATIVE CONNECTOR POSITIONS AND WIRE ROUTING ARE GENERIC AND MAY VARY WITH PINOUT

DIMENSIONS ARE SHOWN AS:
[MILLIMETERS]
INCHES

CUSTOMER DRAWING



CBA PXI (2)
4XINFINIBAND SMB

DWG.NO. **540285010X03** REV E

SIZE	SCALE	CAGE CODE	SHEET
B	NONE	18117	1 OF 2

4

3

2

1

Run #	From Location	Contact	AWG	Wire/Patchcord P/N	T/P #	To Location	Connector	Notes
1	P1-69	610110167	28	NI 197516-02	-	GND 1	AI 0-7	SEE NOTE 2
2	P1-5	610110167	28		1	S15		
3	P1-37	610110167	28			S16		
4	P1-70	610110167	28		-	GND 2		SEE NOTE 2
5	P1-6	610110167	28		2	S13		
6	P1-38	610110167	28			S14		
7	P1-71	610110167	28		-	GND 3		SEE NOTE 2
8	P1-7	610110167	28		3	S11		
9	P1-39	610110167	28			S12		
10	P1-72	610110167	28		-	GND 4		SEE NOTE 2
11	P1-8	610110167	28		4	S9		
12	P1-40	610110167	28			S10		
13	P1-73	610110167	28		-	GND 5		SEE NOTE 2
14	P1-9	610110167	28		5	S7		
15	P1-41	610110167	28			S8		
16	P1-74	610110167	28		-	GND 6		SEE NOTE 2
17	P1-10	610110167	28		6	S5		
18	P1-42	610110167	28			S6		
19	P1-75	610110167	28		-	GND 7		SEE NOTE 2
20	P1-11	610110167	28		7	S3		
21	P1-43	610110167	28			S4		
22	P1-76	610110167	28		-	GND 8		SEE NOTE 2
23	P1-12	610110167	28		8	S1		
24	P1-44	610110167	28			S2		
25	N/C	-	-		-	GND 9		
26	P1-77	610110101	24	021800	6	OVER-BRAID/ CONN. SHELL		

Run #	From Location	Contact	AWG	Wire/Patchcord P/N	T/P #	To Location	Connector	Notes		
27	P1-85	610110167	28	NI 197516-02	-	GND 1	AI 8-15	SEE NOTE 2		
28	P1-21	610110167	28		9	S15				
29	P1-53	610110167	28			S16				
30	P1-86	610110167	28		-	GND 2		SEE NOTE 2		
31	P1-22	610110167	28		10	S13				
32	P1-54	610110167	28			S14				
33	P1-87	610110167	28		-	GND 3		SEE NOTE 2		
34	P1-23	610110167	28		11	S11				
35	P1-55	610110167	28			S12				
36	P1-88	610110167	28		-	GND 4		SEE NOTE 2		
37	P1-24	610110167	28		12	S9				
38	P1-56	610110167	28			S10				
39	P1-89	610110167	28		-	GND 5		SEE NOTE 2		
40	P1-25	610110167	28		13	S7				
41	P1-57	610110167	28			S8				
42	P1-90	610110167	28		-	GND 6		SEE NOTE 2		
43	P1-26	610110167	28		14	S5				
44	P1-58	610110167	28			S6				
45	P1-91	610110167	28		-	GND 7		SEE NOTE 2		
46	P1-27	610110167	28		15	S3				
47	P1-59	610110167	28			S4				
48	P1-92	610110167	28		-	GND 8		SEE NOTE 2		
49	P1-28	610110167	28		16	S1				
50	P1-60	610110167	28			S2				
51	N/C	-	-		-	GND 9				
52	P1-93	610110101	24		021800	6		OVER-BRAID/ CONN. SHELL		
53	P1-1	610110101	RG316		7-527116000-XXX	-		SMB	PFI 0-CC	USE SOLDER SLEEVE
54	P1-33	610110101							PFI 0-S	

CUSTOMER DRAWING - CUSTOMER DRAWING - CUSTOMER DRAWING

THE INFORMATION CONTAINED HEREIN IS THE EXCLUSIVE PROPERTY OF VIRGINIA PANEL CORPORATION AND IS SUBMITTED FOR USE BY THE CUSTOMER ONLY. THE DATA SHALL NOT BE DUPLICATED, USED, OR DISCLOSED IN WHOLE OR IN PART FOR ANY PURPOSE OTHER THAN TO MAINTAIN THE EQUIPMENT PROVIDED.

DWG.NO.		540285010X03		REV	E
SIZE	SCALE	CAGE CODE	SHEET		
B	NONE	18117	2 OF 2		

DO NOT SCALE DRAWING