

4

3

2

1

DO NOT SCALE DRAWING

THE INFORMATION CONTAINED HEREIN IS THE EXCLUSIVE PROPERTY OF VIRGINIA PANEL CORPORATION AND IS SUBMITTED FOR USE BY THE CUSTOMER ONLY. THE DATA SHALL NOT BE DUPLICATED, USED, OR DISCLOSED IN WHOLE OR IN PART FOR ANY PURPOSE OTHER THAN TO MAINTAIN THE EQUIPMENT PROVIDED. CONSULT WITH VIRGINIA PANEL CORPORATION ENGINEERING IF MORE DETAIL IS REQUIRED.

REVISIONS

REV	DESCRIPTION	DATE	ENGR
B	ECN # 8104	3/27/18	J SHAND

D

D

C

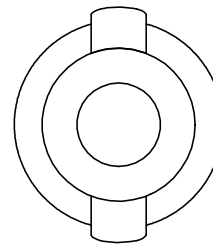
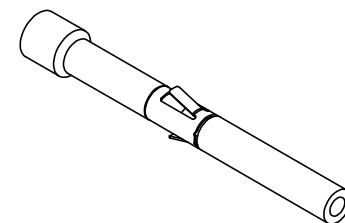
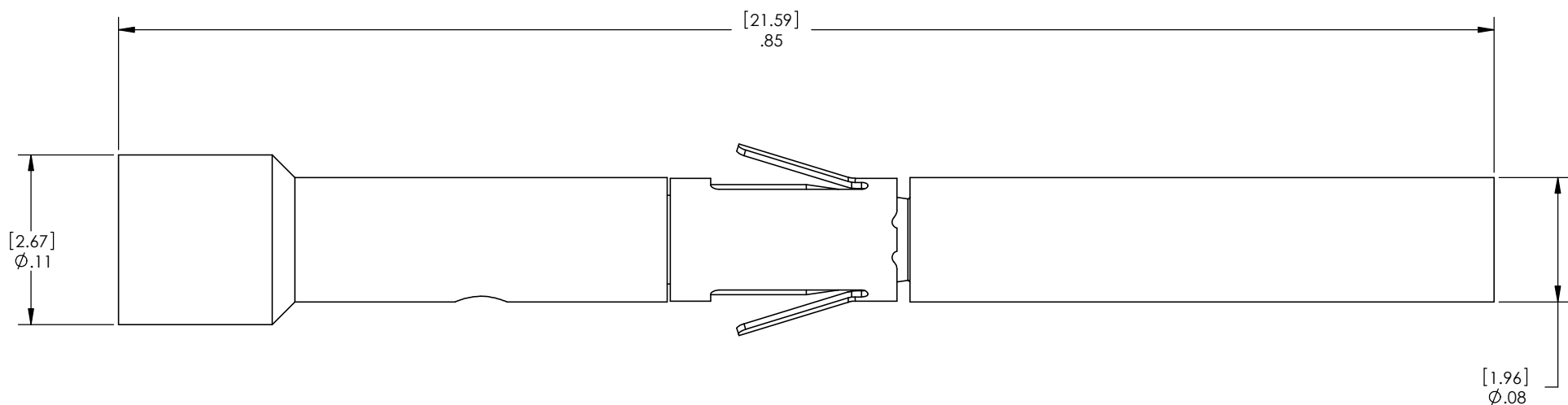
C

B

B

A

A



PART NUMBER	MATERIAL
610113131	CHROMEL
610113132	ALUMEL
610113148	CONSTANTAN
610113168	COPPER
610113162	IRON

CUSTOMER DRAWING

VIRGINIA PANEL CORPORATION
WWW.VPC.COM

RECEIVER CONTACT ASSM.
THERMOCOUPLE

1. FOR APPLICATION USE & CARE INFORMATION CONSULT VPC USERS GUIDE @WWW.VPC.COM
NOTES:

DIMENSIONS ARE SHOWN AS:
[MILLIMETERS]
INCHES

SIZE	CAGE CODE	DWG. NO.	REV
C	18117	3455 06 000	B

SCALE: 16:1 345506000 1/16/95 SHEET 2 OF 2

4

3

2

1