

4

3

2

1

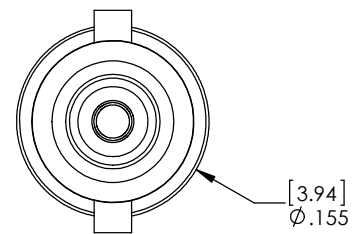
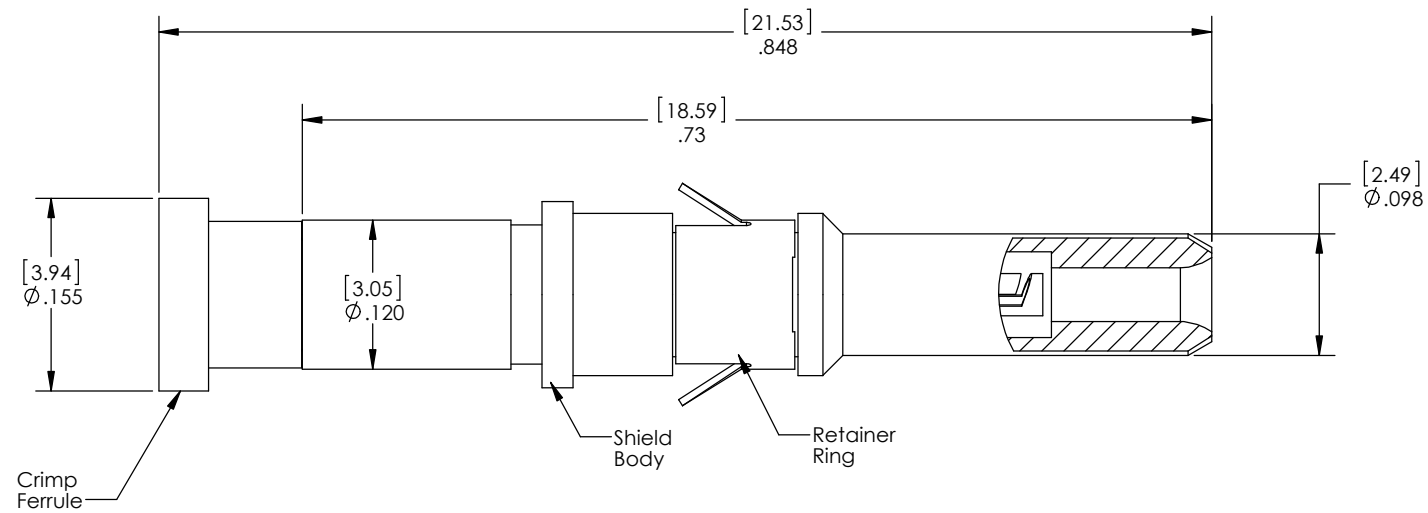
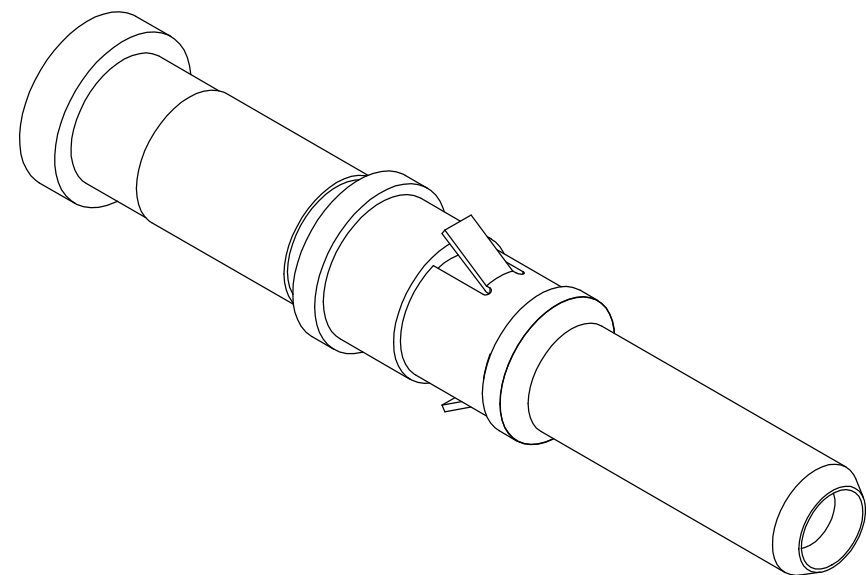
DO NOT SCALE DRAWING

THE INFORMATION CONTAINED HEREIN IS THE EXCLUSIVE PROPERTY OF VIRGINIA PANEL CORPORATION AND IS SUBMITTED FOR USE BY THE CUSTOMER ONLY. THE DATA SHALL NOT BE DUPLICATED, USED, OR DISCLOSED IN WHOLE OR IN PART FOR ANY PURPOSE OTHER THAN TO MAINTAIN THE EQUIPMENT PROVIDED. CONSULT WITH VIRGINIA PANEL CORPORATION ENGINEERING IF MORE DETAIL IS REQUIRED.

REVISIONS			
REV	DESCRIPTION	DATE	ENGR
E	ECN #5542	11/7/14	L LOCKRIDGE

D
C
B
A

D
C
B
A



2. Purchased part shall contain Center Conductor Contact, Crimp Ferrule, and Shield Body with Retainer Ring

1. FOR APPLICATION USE & CARE INFORMATION CONSULT VPC USERS GUIDE @WWW.VPC.COM
NOTES:

CUSTOMER DRAWING			
VIRGINIA PANEL CORPORATION WWW.VPC.COM			
CONTACT, ITA MICRO COAX FOR RG178, CRIMP			
SIZE	CAGE CODE	DWG.NO.	REV
C	18117	610141102	E
SCALE: 10:1	610141102	1/31/2012	SHEET 1 OF 1

DIMENSIONS ARE SHOWN AS:
[MILLIMETERS]
INCHES

4

3

2

1