

4

3

2

1

DO NOT SCALE DRAWING

THE INFORMATION CONTAINED HEREIN IS THE EXCLUSIVE PROPERTY OF VIRGINIA PANEL CORPORATION AND IS SUBMITTED FOR USE BY THE CUSTOMER ONLY. THE DATA SHALL NOT BE DUPLICATED, USED, OR DISCLOSED IN WHOLE OR IN PART FOR ANY PURPOSE OTHER THAN TO MAINTAIN THE EQUIPMENT PROVIDED. CONSULT WITH VIRGINIA PANEL CORPORATION ENGINEERING IF MORE DETAIL IS REQUIRED.

REVISIONS			
REV	DESCRIPTION	DATE	ENGR
D	ECN #3439	7/20/11	J LANG

D

D

C

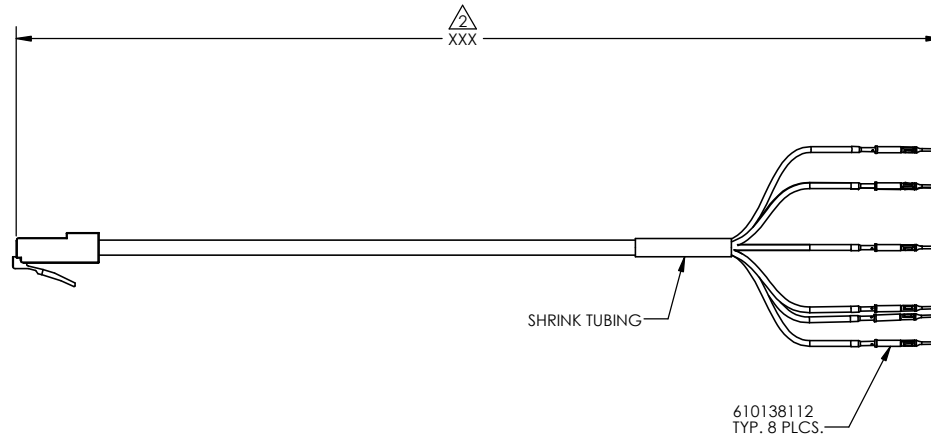
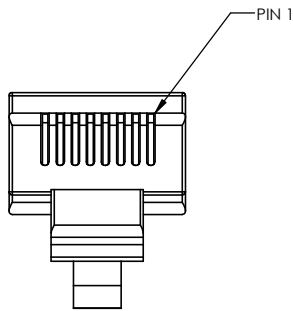
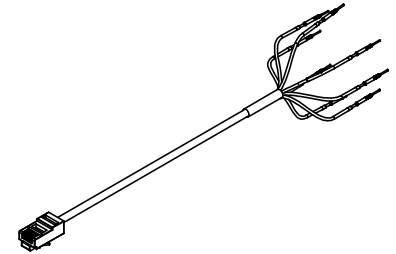
C

B

B

A

A



3 ALL WIRE IS 26 AWG

△ LENGTH "XXX" IS THE LAST THREE DIGITS OF THE PART NUMBER IN WHOLE INCHES FROM 6 TO 999 INCHES

EXAMPLES:
 THE LENGTH FOR PART # 7-123870595-006 IS 6 INCHES
 THE LENGTH FOR PART # 7-123870595-147 IS 147 INCHES

1. FOR APPLICATION USE & CARE INFORMATION CONSULT VPC USERS GUIDE @WWW.VPC.COM
 NOTES:

7-123870595-XXX

CUSTOMER DRAWING			
VIRGINIA PANEL CORPORATION WWW.VPC.COM			
SIGNAL PATCHCORD QUADRAPADDLE ITA TO RJ45			
DIMENSIONS ARE SHOWN AS:	SIZE	CAGE CODE	DWG. NO.
[MILLIMETERS]	C	18117	7-123870595
INCHES	SCALE: NONE	7-123870595	11/12/07
			SHEET 1 OF 1

4

3

2

1