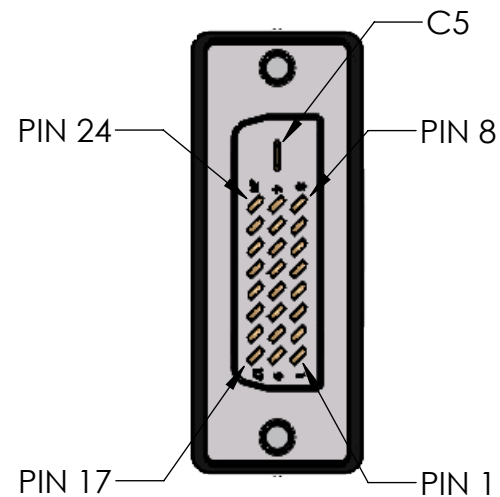


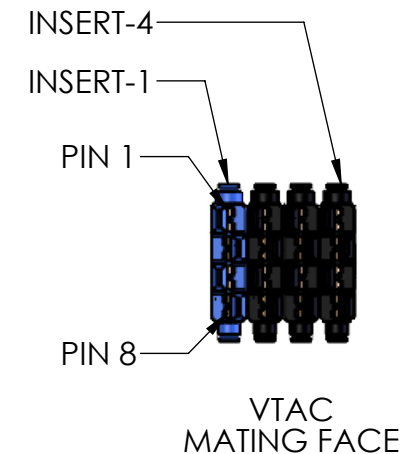
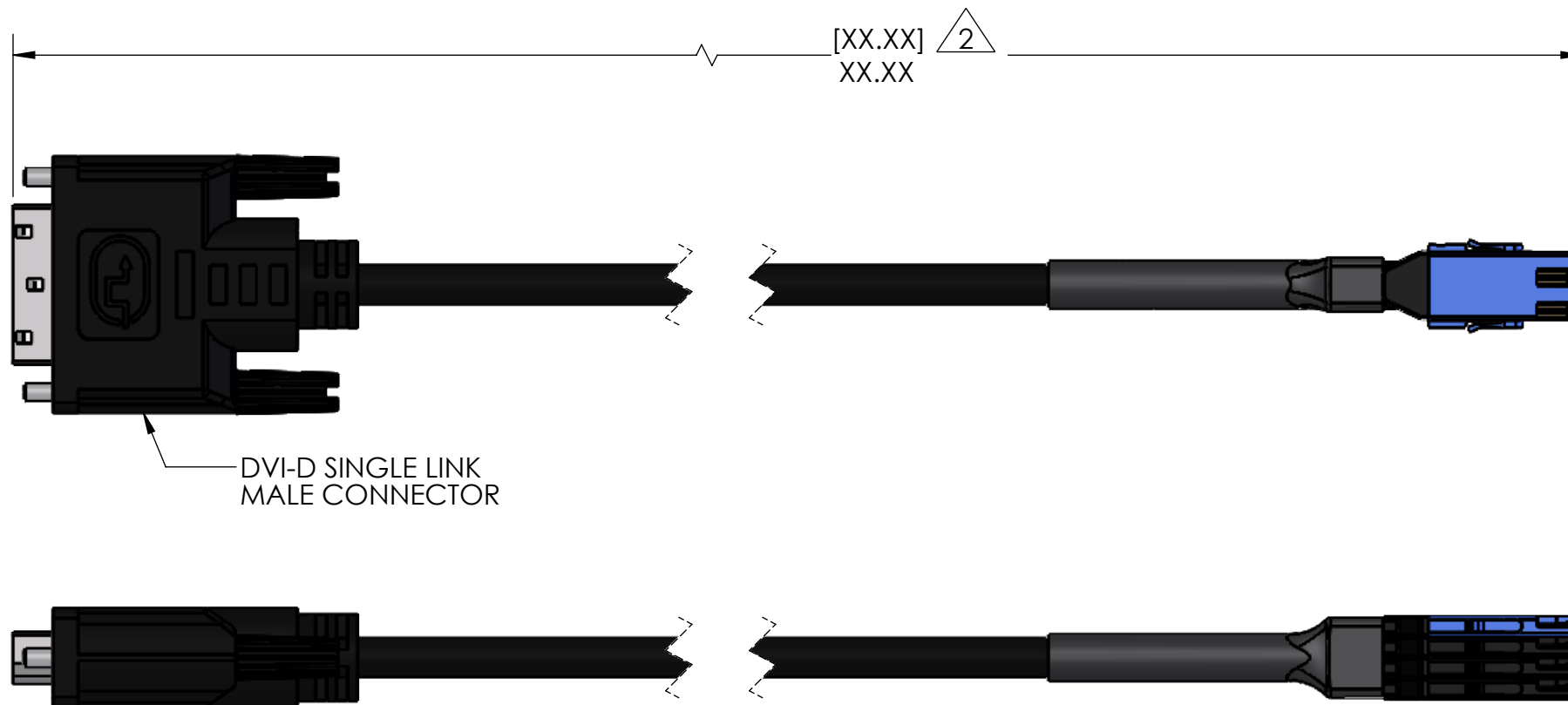
DO NOT SCALE DRAWING

THE INFORMATION CONTAINED HEREIN IS THE EXCLUSIVE PROPERTY OF VPC AND IS PERMITTED FOR USE BY THE CUSTOMER ONLY. THE DATA SHALL NOT BE DUPLICATED, USED, OR DISCLOSED IN WHOLE OR IN PART FOR ANY PURPOSE OTHER THAN TO MAINTAIN THE EQUIPMENT PROVIDED. CONSULT WITH VPC ENGINEERING IF MORE DETAIL IS REQUIRED.

REV	DESCRIPTION	DATE	ENGINEER
D	ECN #12692	7/1/2022	E FOX



DVI-D SINGLE LINK MATING FACE



VTAC MATING FACE

VTAC HSD INSERT TYP. 4 PLCS.

INSERT-1 PIN	DVI-D PIN	INSERT-2 PIN	DVI-D PIN	INSERT-3 PIN	DVI-D PIN	INSERT-4 PIN	DVI-D PIN
1	3	1	11	1	19	1	22
2	1	2	9	2	17	2	23
3	2	3	10	3	18	3	24
4	3	4	11	4	19	4	22
5	3	5	11	5	19	5	22
6	6	6	14	6	16	6	NC
7	7	7	15	7	NC	7	NC
8	3	8	11	8	19	8	22

PART NUMBER	LENGTH (XX.XX)
7-141706735-012	12" [304.8]
7-141706735-024	24" [609.6]
7-141706735-036	36" [914.4]
7-141706735-048	48" [1219.2]
7-141706735-060	60" [1524]
7-141706735-072	72" [1828.8]
7-141706735-096	96" [2438.4]

5. DVI-D CONNECTOR SHOWN FOR REFERENCE ONLY. ACTUAL DVI-D CONNECTOR MAY VARY FROM THE ONE SHOWN.
4. TOP INSERT (INSERT-1) IS DESIGNATED BLUE.
3. CABLE JACKET COLOR: BLACK
2. SEE TABLE FOR PATCHCORD LENGTH BY PART NUMBER.

RELATIVE CONNECTOR POSITIONS AND WIRE ROUTING ARE GENERIC AND MAY VARY WITH PINOUT
 DIMENSIONS ARE SHOWN AS:
 [MILLIMETERS]
 INCHES

CUSTOMER DRAWING

VPC

VTAC ITA INSERT TO DVI-D MALE SINGLE LINK

DWG.NO.	7-141706735	REV	D
SIZE	SCALE	CAGE CODE	SHEET
B	NONE	18117	1 OF 1

NOTES: