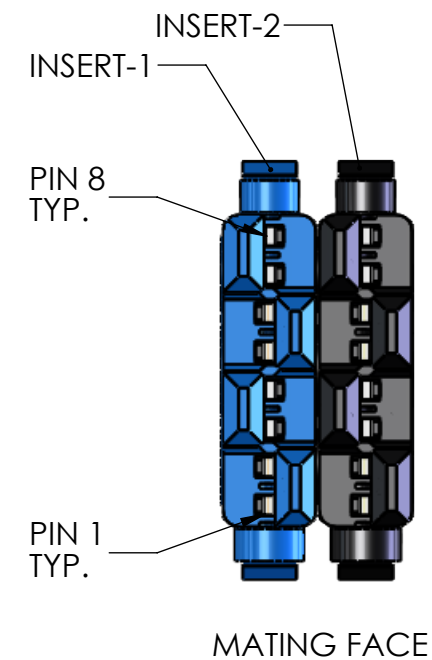
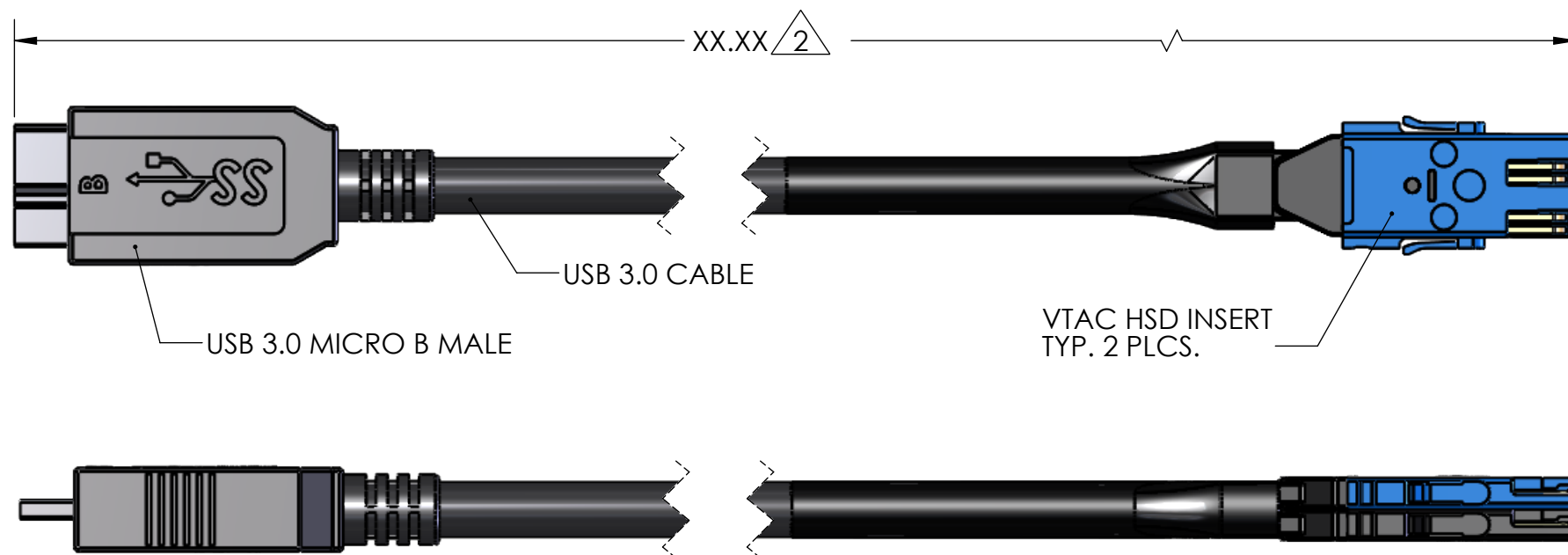
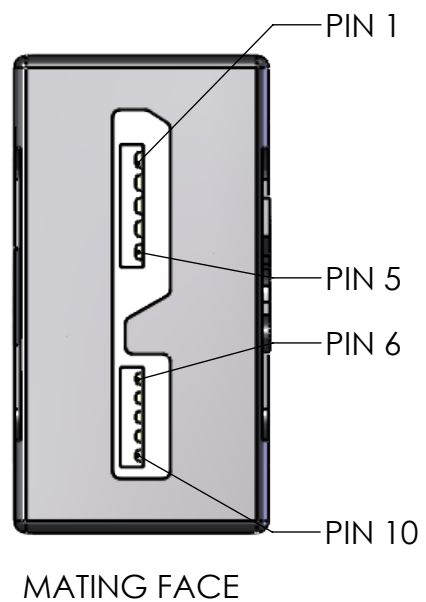


DO NOT SCALE DRAWING

THE INFORMATION CONTAINED HEREIN IS THE EXCLUSIVE PROPERTY OF VIRGINIA PANEL CORPORATION AND IS SUBMITTED FOR USE BY THE CUSTOMER ONLY. THE DATA SHALL NOT BE DUPLICATED, USED, OR DISCLOSED IN WHOLE OR IN PART FOR ANY PURPOSE OTHER THAN TO MAINTAIN THE EQUIPMENT PROVIDED. CONSULT WITH VIRGINIA PANEL CORPORATION ENGINEERING IF MORE DETAIL IS REQUIRED.

REVISIONS			
REV	DESCRIPTION	DATE	ENGR
G	ECN #10331	5/26/2020	J BRYAN



USB 3.0 PIN	INSERT-1 PIN	USB 3.0 PIN	INSERT-2 PIN
OUTER SHIELD	1	8	1
1	2	7	2
5	3	6	3
OUTER SHIELD	4	8	4
OUTER SHIELD	5	8	5
2	6	10	6
3	7	9	7
OUTER SHIELD	8	8	8

△2	PART NUMBER	LENGTH (XX.XX)
	7-142890709-012	12" [304.8]
	7-142890709-024	24" [609.6]
	7-142890709-036	36" [914.4]
	7-142890709-048	48" [1219.2]
	7-142890709-060	60" [1524]
	7-142890709-072	72" [1828.8]
	7-142890709-096	96" [2438.4]

4. DEVELOPED IN ACCORDANCE WITH THE USB 3.0 SPECIFICATION.

3. TOP INSERT (INSERT-1) IS DESIGNATED IN BLUE.

△2 SEE TABLE FOR PATCHCORD LENGTH BY PART NUMBER.

1. FOR APPLICATION USE AND CARE INFORMATION CONSULT VPC USERS GUIDE @ WWW.VPC.COM

NOTES:

RELATIVE CONNECTOR POSITIONS AND WIRE ROUTING ARE GENERIC AND MAY VARY WITH PINOUT  
DIMENSIONS ARE SHOWN AS:  
[MILLIMETERS]  
INCHES

**CUSTOMER DRAWING**

VTAC RCV INSERT TO USB 3.0 MICRO B ML

DWG.NO. 7-142890709 REV G

SIZE B	SCALE NONE	CAGE CODE 18117	SHEET 1 OF 1
--------	------------	-----------------	--------------