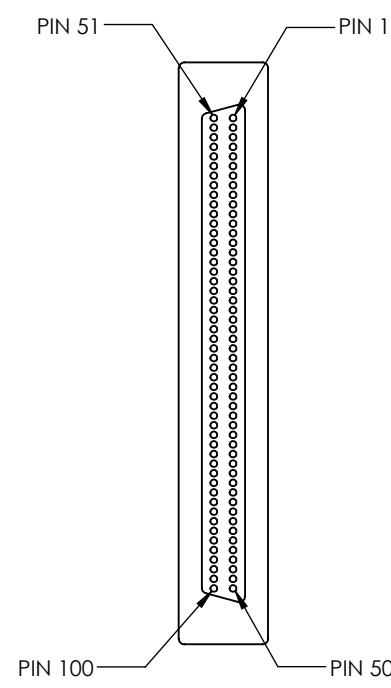




DO NOT SCALE DRAWING

THE INFORMATION CONTAINED HEREIN IS THE EXCLUSIVE PROPERTY OF VIRGINIA PANEL CORPORATION AND IS SUBMITTED FOR USE BY THE CUSTOMER ONLY. THE DATA SHALL NOT BE DUPLICATED, USED, OR DISCLOSED IN WHOLE OR IN PART FOR ANY PURPOSE OTHER THAN TO MAINTAIN THE EQUIPMENT PROVIDED. CONSULT WITH VIRGINIA PANEL CORPORATION ENGINEERING IF MORE DETAIL IS REQUIRED.

REV	DESCRIPTION	DATE	ENGINEER
J	ECN #10720	9/30/2020	H. MORRIS



MATING FACE



MATING FACE

VPC MODULE 510150115	100 PIN SCSI CONNECTOR	COLOR	VPC MODULE 510150115	100 PIN SCSI CONNECTOR	COLOR	VPC MODULE 510150115	100 PIN SCSI CONNECTOR	COLOR	VPC MODULE 510150115	100 PIN SCSI CONNECTOR	COLOR	VPC MODULE 510150115	100 PIN SCSI CONNECTOR	COLOR	VPC MODULE 510150115	100 PIN SCSI CONNECTOR	COLOR
A1	1	WHITE/TAN	A25	25	PINK/ORANGE	B1	51	TAN/WHITE	B25	75	ORANGE/PINK	C45	49	BROWN/GRAY	C47	99	GRAY/BROWN
A2	2	WHITE/BROWN	A26	26	WHITE/TAN	B2	52	BROWN/WHITE	B26	76	TAN/WHITE	C46	50	PINK/ORANGE	C48	100	ORANGE/PINK
A3	3	WHITE/PINK	A27	27	WHITE/BROWN	B3	53	PINK/WHITE	B27	77	BROWN/WHITE						
A4	4	WHITE/ORANGE	A28	28	WHITE/PINK	B4	54	ORANGE/WHITE	B28	78	PINK/WHITE						
A5	5	WHITE/YELLOW	A29	29	WHITE/ORANGE	B5	55	YELLOW/WHITE	B29	79	ORANGE/WHITE						
A6	6	WHITE/GREEN	A30	30	WHITE/YELLOW	B6	56	GREEN/WHITE	B30	80	YELLOW/WHITE						
A7	7	WHITE/BLUE	A31	31	WHITE/GREEN	B7	57	BLUE/WHITE	B31	81	GREEN/WHITE						
A8	8	WHITE/VIOLET	A32	32	WHITE/BLUE	B8	58	VIOLET/WHITE	B32	82	BLUE/WHITE						
A9	9	WHITE/GRAY	A33	33	WHITE/VIOLET	B9	59	GRAY/WHITE	B33	83	VIOLET/WHITE						
A10	10	TAN/BROWN	A34	34	WHITE/GRAY	B10	60	BROWN/TAN	B34	84	GRAY/WHITE						
A11	11	TAN/PINK	A35	35	TAN/BROWN	B11	61	PINK/TAN	B35	85	BROWN/TAN						
A12	12	TAN/ORANGE	A36	36	TAN/PINK	B12	62	ORANGE/TAN	B36	86	PINK/TAN						
A13	13	TAN/YELLOW	A37	37	TAN/ORANGE	B13	63	YELLOW/TAN	B37	87	ORANGE/TAN						
A14	14	TAN/GREEN	A38	38	TAN/YELLOW	B14	64	GREEN/TAN	B38	88	YELLOW/TAN						
A15	15	TAN/BLUE	A39	39	TAN/GREEN	B15	65	BLUE/TAN	B39	89	GREEN/TAN						
A16	16	TAN/VIOLET	A40	40	TAN/BLUE	B16	66	VIOLET/TAN	B40	90	BLUE/TAN						
A17	17	TAN/GRAY	A41	41	TAN/VIOLET	B17	67	GRAY/TAN	B41	91	VIOLET/TAN						
A18	18	BROWN/PINK	A42	42	TAN/GRAY	B18	68	PINK/BROWN	B42	92	GRAY/TAN						
A19	19	BROWN/ORANGE	A43	43	BROWN/PINK	B19	69	ORANGE/BROWN	B43	93	PINK/BROWN						
A20	20	BROWN/YELLOW	A44	44	BROWN/ORANGE	B20	70	YELLOW/BROWN	B44	94	ORANGE/BROWN						
A21	21	BROWN/GREEN	A45	45	BROWN/YELLOW	B21	71	GREEN/BROWN	B45	95	YELLOW/BROWN						
A22	22	BROWN/BLUE	A46	46	BROWN/GREEN	B22	72	BLUE/BROWN	B46	96	GREEN/BROWN						
A23	23	BROWN/VIOLET	A47	47	BROWN/BLUE	B23	73	VIOLET/BROWN	B47	97	BLUE/BROWN						
A24	24	BROWN/GRAY	A48	48	BROWN/VIOLET	B24	74	GRAY/BROWN	B48	98	VIOLET/BROWN						

2. MATING ITA MODULE P/N 510151105  
 MATING 36" T/P ITA PATCHCORDS P/N 7-121424000-036 QTY 50

VPC P/N 540009040X40 WHERE X =	LENGTH XX.XX"
1	20.00" [508]
2	36.00" [914]
6	48.00" [1219]
9	60.00" [1524]
5	72.00" [1829]
RELATIVE CONNECTOR POSITIONS AND WIRE ROUTING ARE GENERIC AND MAY VARY WITH PINOUT	
DIMENSIONS ARE SHOWN AS:	
[MILLIMETERS]	
INCHES	

**CUSTOMER DRAWING**

CBA, RCV,  
 QUADRAPADDLE TO  
 100-PIN ML SCSI

DWG.NO. **540009040X40** REV **J**

SIZE B	SCALE NONE	CAGE CODE 18117	SHEET 1 OF 1
-----------	---------------	--------------------	-----------------