

4

3

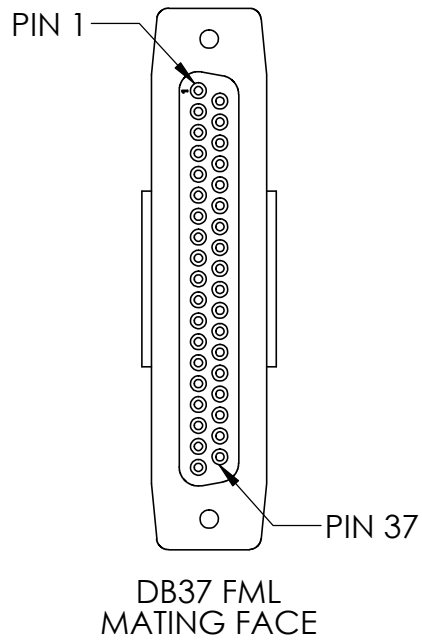
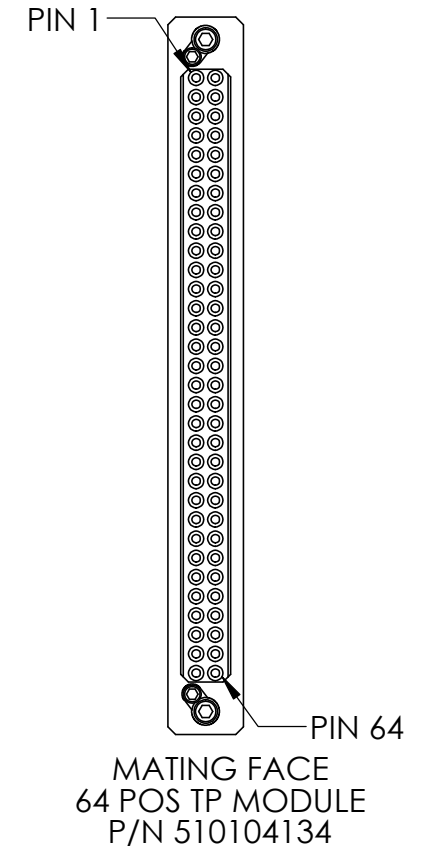

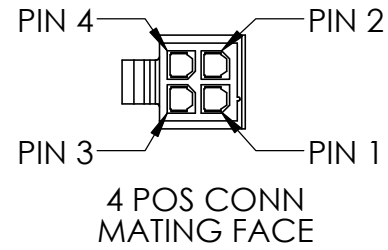
2

1

DO NOT SCALE DRAWING

THE INFORMATION CONTAINED HEREIN IS THE EXCLUSIVE PROPERTY OF VIRGINIA PANEL CORPORATION AND IS SUBMITTED FOR USE BY THE CUSTOMER ONLY. THE DATA SHALL NOT BE DUPLICATED, USED, OR DISCLOSED IN WHOLE OR IN PART FOR ANY PURPOSE OTHER THAN TO MAINTAIN THE EQUIPMENT PROVIDED. CONSULT WITH VIRGINIA PANEL CORPORATION ENGINEERING IF MORE DETAIL IS REQUIRED.

REV	DESCRIPTION	DATE	ENGINEER
A	ORIGINAL RELEASE ECN #5608	11/6/14	H REGI



Run #	From	Contact	AWG	Wire/Patchcord P/N	Color	T/P #	To	Contact	Notes
1	1	610110101	24 T/P	7-104424000-XXX	WHT	1	1	223018	-
2	33	610110101			BLK		2	223018	-
	2	610110101	24 T/P	7-104424000-XXX	WHT	2	2	223018	-
4	34	610110101			BLK		4	223018	-
5		610110167	26	26 AWG DB37 FML	BLACK	-	1	DSUB	-
6	35	610110167	26		BROWN	-	2	DSUB	-
7	4	610110167	26		RED	-		DSUB	-
8	36	610110167	26		ORANGE	-	4	DSUB	-
9	5	610110167	26		YELLOW	-	5	DSUB	-
10	37	610110167	26		GREEN	-	6	DSUB	-
11	6	610110167	26		BLUE	-	7	DSUB	-
12	38	610110167	26		PURPLE	-	8	DSUB	-
13	7	610110167	26		GRAY	-	9	DSUB	-
14	39	610110167	26		WHITE	-	10	DSUB	-
15	8	610110167	26		PINK	-	11	DSUB	-
16	40	610110167	26		LIGHT GREEN	-	12	DSUB	-
17	9	610110167	26		BLACK/WHITE	-	13	DSUB	-
18	41	610110167	26		BROWN/WHITE	-	14	DSUB	-
19	10	610110167	26		RED/WHITE	-	15	DSUB	-
20	42	610110167	26		ORANGE/WHITE	-	16	DSUB	-
21	11	610110167	26		GREEN/WHITE	-	17	DSUB	-

WIRELIST

Run #	From	Contact	AWG	Wire/Patchcord P/N	Color	T/P #	To	Contact	Notes
22	43	610110167	26	26 AWG DB37 FML	BLUE/WHITE	-	18	DSUB	-
23	12	610110167	26		PURPLE/WHITE	-	19	DSUB	-
24	44	610110167	26		RED/BLACK	-	20	DSUB	-
25	13	610110167	26		ORANGE/BLACK	-	21	DSUB	-
26	45	610110167	26		YELLOW/BLACK	-	22	DSUB	-
27	14	610110167	26		GREEN/BLACK	-	23	DSUB	-
28	46	610110167	26		GRAY/BLACK	-	24	DSUB	-
29	15	610110167	26		PINK/BLACK	-	25	DSUB	-
30	47	610110167	26		PINK/RED	-	26	DSUB	-
31	16	610110167	26		PINK/BLUE	-	27	DSUB	-
32	48	610110167	26		PINK/GREEN	-	28	DSUB	-
33	17	610110167	26		LIGHT BLUE	-	29	DSUB	-
34	49	610110167	26		LIGHT BLUE/BLACK	-	30	DSUB	-
35	18	610110167	26		LIGHT BLUE/RED	-	31	DSUB	-
36	50	610110167	26		LIGHT BLUE/BLUE	-	32	DSUB	-
37	19	610110167	26		LIGHT BLUE/ GREEN	-	33	DSUB	-
38	51	610110167	26		GRAY/RED	-	34	DSUB	-
39	20	610110167	26		GRAY/GREEN	-	35	DSUB	-
40	52	610110167	26		PURPLE/BLACK	-	36	DSUB	-
41	21	610110167	26		BLUE/BLACK	-	37	DSUB	-

2. MATING MODULE: (1) 510108101  
MATING PATCHCORDS: (37) 7-105926000-036, (2) 7-103424000-036

VPC P/N 540016070X01 WHERE X =	LENGTH XX.XX"
1	20.00" [508]
2	36.00" [914]
6	48.00" [1219]
9	60.00" [1524]
5	72.00" [1829]

RELATIVE CONNECTOR POSITIONS AND WIRE ROUTING ARE GENERIC AND MAY VARY WITH PINOUT

DIMENSIONS ARE SHOWN AS:  
[MILLIMETERS]  
INCHES

CUSTOMER DRAWING



CBA, RCV, TRIPADDLE TO 37-PIN FML D-SUB & 4 POS MICRO FIT CONN f/ NI PXIe-2727

DWG.NO.	<b>540016070X01</b>	REV	<b>A</b>
SIZE	SCALE	CAGE CODE	SHEET
B	NONE	18117	1 OF 1

4

3

2

1