
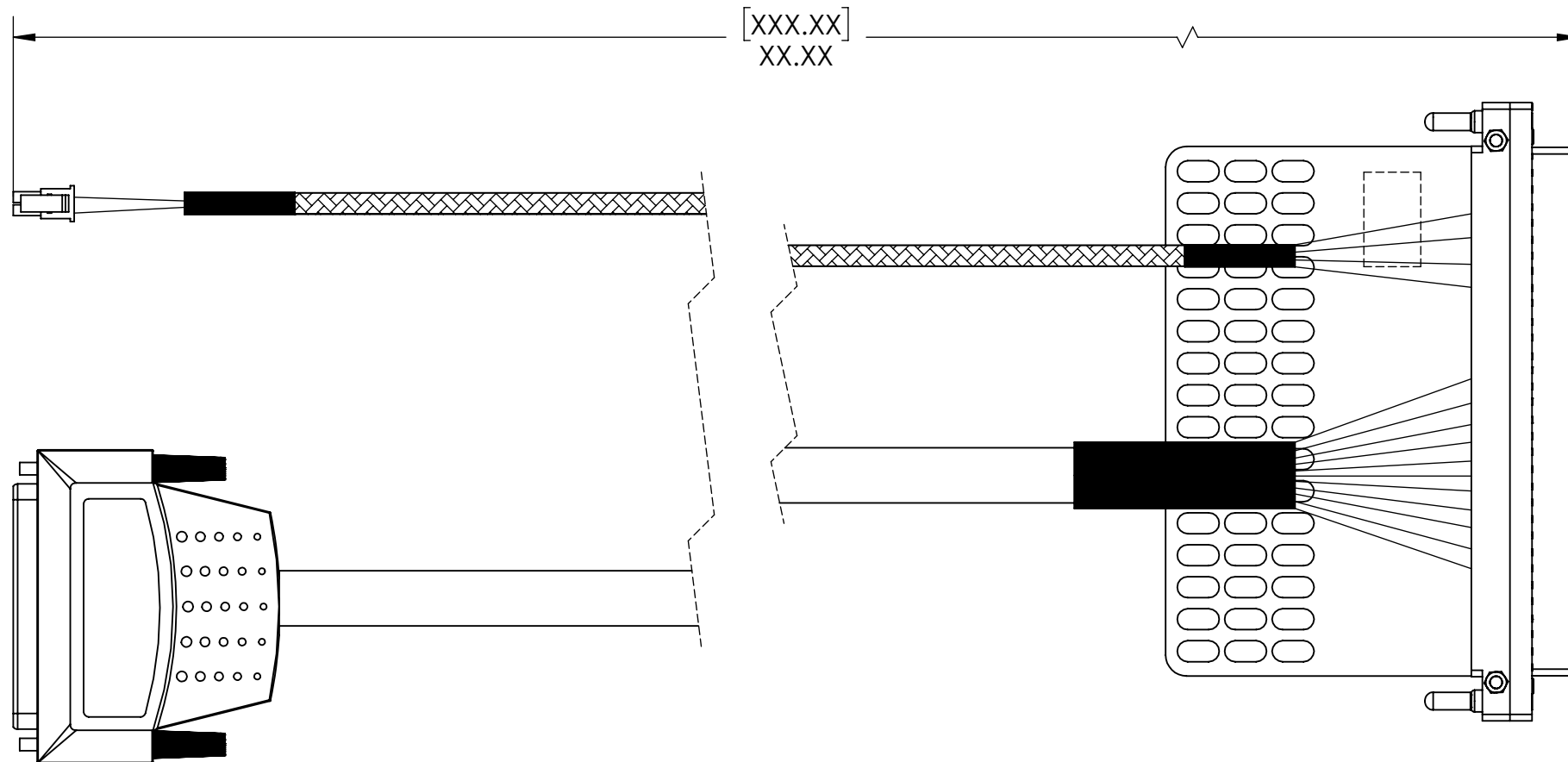
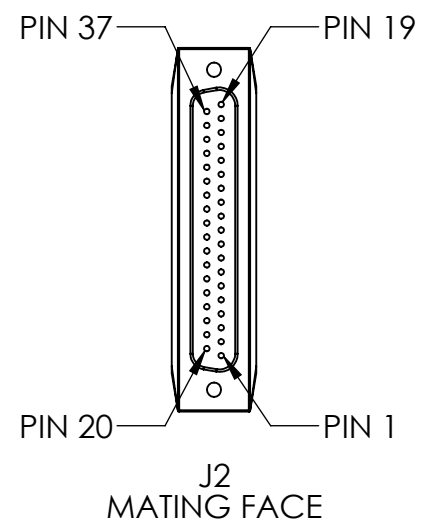
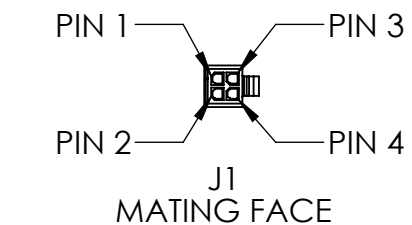


DO NOT SCALE DRAWING

THE INFORMATION CONTAINED HEREIN IS THE EXCLUSIVE PROPERTY OF VIRGINIA PANEL CORPORATION AND IS SUBMITTED FOR USE BY THE CUSTOMER ONLY. THE DATA SHALL NOT BE DUPLICATED, USED, OR DISCLOSED IN WHOLE OR IN PART FOR ANY PURPOSE OTHER THAN TO MAINTAIN THE EQUIPMENT PROVIDED. CONSULT WITH VIRGINIA PANEL CORPORATION ENGINEERING IF MORE DETAIL IS REQUIRED.

REV	DESCRIPTION	DATE	ENGINEER
A	ORIGINAL RELEASE ECN #6382	11/13/15	L LOCKRIDGE



2. MATING MODULES: 510108101 (1)  
MATING PATCHCORDS: 7-103424000-036 (24)

NOTES:

VPC P/N 540016090X01 WHERE X =	LENGTH XX.XX"
1	20.00" [508]
2	36.00" [914]
6	48.00" [1219]
9	60.00" [1524]
5	72.00" [1829]

RELATIVE CONNECTOR POSITIONS AND WIRE ROUTING ARE GENERIC AND MAY VARY WITH PINOUT

DIMENSIONS ARE SHOWN AS:  
[MILLIMETERS]  
INCHES

**CUSTOMER DRAWING**



CBA, RCV, TRIPADDLE TO 37-PIN  
FML D-SUB AND 4 POS MICRO  
FIT CONN f/ NI PXI-2720

DWG.NO. <b>540016090X01</b>		REV <b>A</b>
SIZE B	SCALE NONE	CAGE CODE 18117
SHEET 1 OF 2		

Run #	From Connector	From Pin	Signal Desc	Wire AWG	Wire/Patchcord P/N	Wire Color	T/P #	To Connector	To Pin	Contact
1	J1	1	HI SENSE	24 AWG	7-104424000-XXX	WHT	1	P1	1	610110101
2	J1	2	LO SENSE	T/P		BLK		P1	2	610110101
3	J1	3	HI	24 AWG	7-104424000-XXX	WHT	2	P1	33	610110101
4	J1	4	LO	T/P		BLK		P1	34	610110101
5	J2	1	B0+	26	613203	BLK	-	P1	23	610110167
6	J2	2	B1+	26		BRN	-	P1	24	610110167
7	J2	3	B2+	26		RED	-	P1	25	610110167
8	J2	4	B3+	26		ORG	-	P1	26	610110167
9	J2	5	B4+	26		YEL	-	P1	27	610110167
10	J2	6	B5+	26		GRN	-	P1	28	610110167
11	J2	7	B6+	26		BLU	-	P1	29	610110167
12	J2	8	B7+	26		PUR	-	P1	30	610110167
13	J2	9	B8+	26		GRY	-	P1	31	610110167
14	J2	10	B9+	26		WHT	-	P1	32	610110167
15	J2	20	B0-	26		RED/BLK	-	P1	55	610110167
16	J2	21	B1-	26		ORG/BLK	-	P1	56	610110167
17	J2	22	B2-	26		YEL/BLK	-	P1	57	610110167
18	J2	23	B3-	26		GRN/BLK	-	P1	58	610110167
19	J2	24	B4-	26		GRY/BLK	-	P1	59	610110167
20	J2	25	B5-	26		PNK/BLK	-	P1	60	610110167
21	J2	26	B6-	26		PNK/RED	-	P1	61	610110167
22	J2	27	B7-	26		PNK/BLU	-	P1	62	610110167
23	J2	28	B8-	26		PNK/GRN	-	P1	63	610110167
24	J2	29	B9-	26		LT BLU	-	P1	64	610110167

**CUSTOMER DRAWING - CUSTOMER DRAWING - CUSTOMER DRAWING**

THE INFORMATION CONTAINED HEREIN IS THE EXCLUSIVE PROPERTY OF VIRGINIA PANEL CORPORATION AND IS SUBMITTED FOR USE BY THE CUSTOMER ONLY. THE DATA SHALL NOT BE DUPLICATED, USED, OR DISCLOSED IN WHOLE OR IN PART FOR ANY PURPOSE OTHER THAN TO MAINTAIN THE EQUIPMENT PROVIDED.

DWG.NO.		540016090X01		REV	A
SIZE	SCALE	CAGE CODE	SHEET		
B	NONE	18117	2 OF 2		

DO NOT SCALE DRAWING