

4

3

2

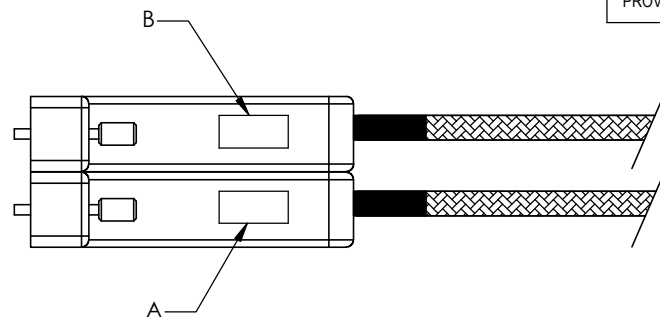
1

DO NOT SCALE DRAWING

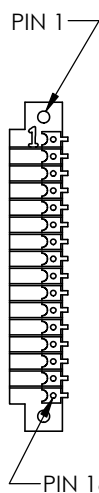
THE INFORMATION CONTAINED HEREIN IS THE EXCLUSIVE PROPERTY OF VIRGINIA PANEL CORPORATION AND IS SUBMITTED FOR USE BY THE CUSTOMER ONLY. THE DATA SHALL NOT BE DUPLICATED, USED, OR DISCLOSED IN WHOLE OR IN PART FOR ANY PURPOSE OTHER THAN TO MAINTAIN THE EQUIPMENT PROVIDED. CONSULT WITH VIRGINIA PANEL CORPORATION ENGINEERING IF MORE DETAIL IS REQUIRED.

REVISIONS

REV	DESCRIPTION	DATE	ENGR
E	ECN # 4888	10/25/13	L LOCKRIDGE

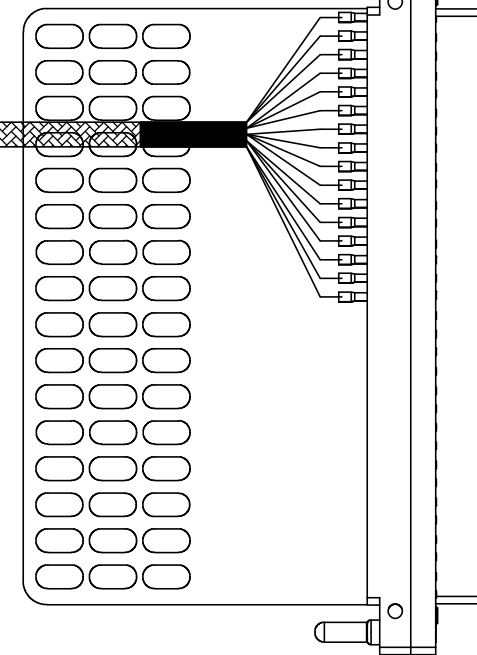


VPC MODULE PIN #	PXI CONNECTOR LOCATION
1	A1
2	A2
3	A3
4	A4
5	A5
6	A6
7	A7
8	A8
9	A9
10	A10
11	A11
12	A12
13	A13
14	A14
15	A15
16	A16
33	B1
34	B2
35	B3
36	B4
37	B5
38	B6
39	B7
40	B8
41	B9
42	B10
43	B11
44	B12
45	B13
46	B14
47	B15
48	B16



MATING FACE

[XXX]
XXX



PIN # 1

PIN # 33

PIN # 32

PIN # 64

MATING FACE

2.MATING MODUE: (1) 510108101
MATING PATCHCORD: (32) 7-103920000-036

NOTES:

CUSTOMER DRAWING

VPC

CBA, RCV ,TRIPADDLE TO 2 x 16-
PIN FML MINI COMBICON HDR

DIMENSIONS ARE SHOWN AS:
[MILLIMETERS]
INCHES

SIZE	CAGE CODE	DWG.NO.	REV
C	18117	540029010X01	E
SCALE: NONE		54002901010111/25/02	SHEET 1 OF 1

4

3

2

1