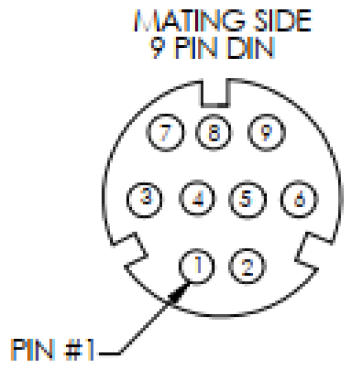
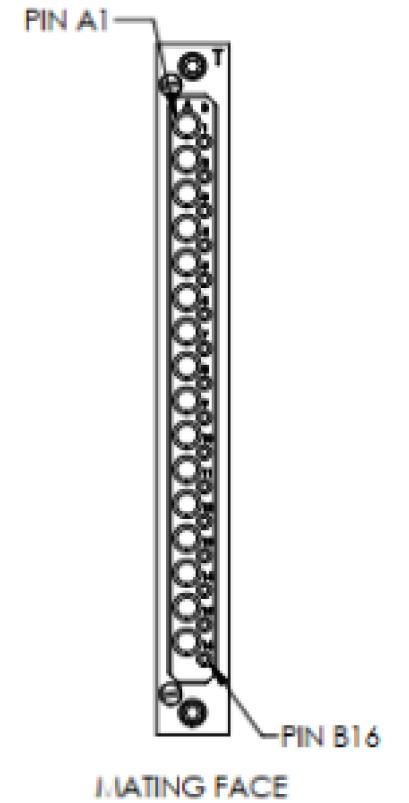
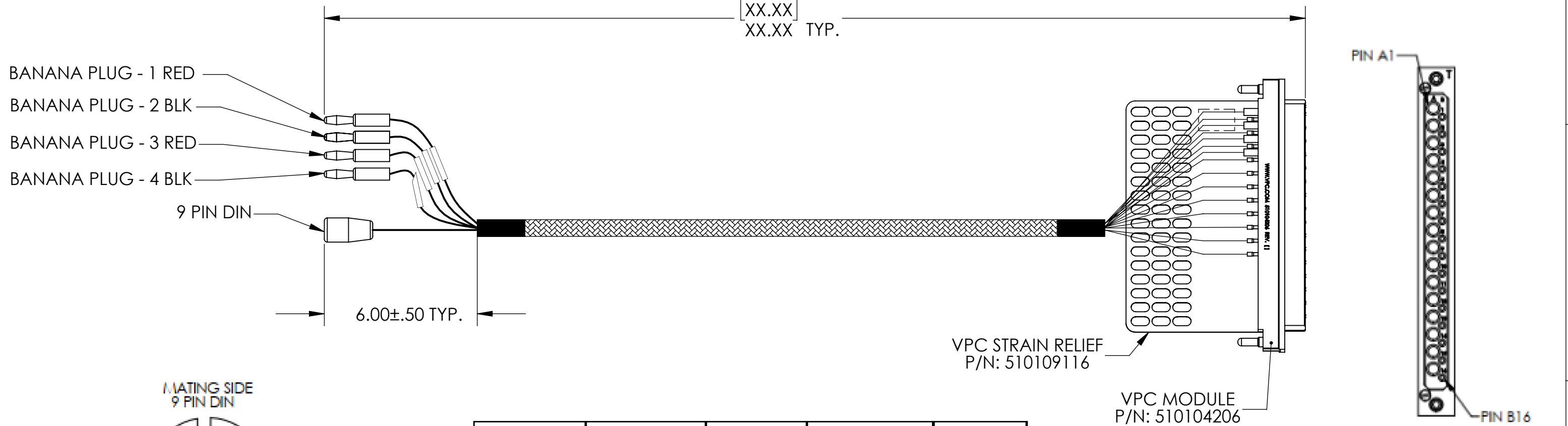


DO NOT SCALE DRAWING

THE INFORMATION CONTAINED HEREIN IS THE EXCLUSIVE PROPERTY OF VIRGINIA PANEL CORPORATION AND IS SUBMITTED FOR USE BY THE CUSTOMER ONLY. THE DATA SHALL NOT BE DUPLICATED, USED, OR DISCLOSED IN WHOLE OR IN PART FOR ANY PURPOSE OTHER THAN TO MAINTAIN THE EQUIPMENT PROVIDED. CONSULT WITH VIRGINIA PANEL CORPORATION ENGINEERING IF MORE DETAIL IS REQUIRED.

REV	DESCRIPTION	DATE	ENGINEER
J	ECN #9039	4/22/19	H. MORRIS



PXI CONNECTOR	VPC MODULE 510104206	WIRE TYPE	VPC CONTACT TYPE	LABEL
BANANA - 1	A1	16 AWG	610116127	INPUT HI
BANANA - 2	A2	16 AWG	610116127	INPUT LO
BANANA - 3	A3	16 AWG	610116127	SENSE HI
BANANA - 4	A4	16 AWG	610116127	SENSE LO
D - 1	B1	24 AWG	610110101	
D - 2	B2	24 AWG	610110101	
D - 3	B3	24 AWG	610110101	
D - 4	B4	24 AWG	610110101	
D - 5	B5	24 AWG	610110101	
D - 6	B6	24 AWG	610110101	
D - 7	B7	24 AWG	610110101	
D - 8	B8	24 AWG	610110101	
D - 9	B9	24 AWG	610110101	

2. MATING MODULE P/N: 510108178 QTY 1
 MATING PATCHCORDS P/N: 7-244916000-036 QTY 4
 7-103924000-036 QTY 9

VPC P/N 540039010X11 WHERE X =	LENGTH XX.XX"
3	12.00" [305]
7	16.00" [406]
1	20.00" [508]
2	36.00" [914]
6	48.00" [1219]
9	60.00" [1524]
5	72.00" [1829]

RELATIVE CONNECTOR POSITIONS AND WIRE ROUTING ARE GENERIC AND MAY VARY WITH PINOUT
 DIMENSIONS ARE SHOWN AS:
 [MILLIMETERS]
 INCHES

CUSTOMER DRAWING

CBA, RCV, MINI PWR & TRIPADDLE TO 4 X BANANA PL, 1 X 9-PIN DIN, 600V

DWG.NO.	540039010X11	REV	J
SIZE	SCALE	CAGE CODE	SHEET
B	NONE	18117	1 OF 1