

4

3

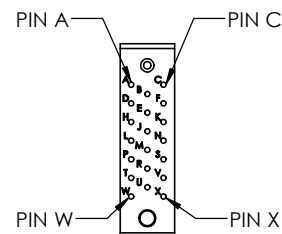
2

1

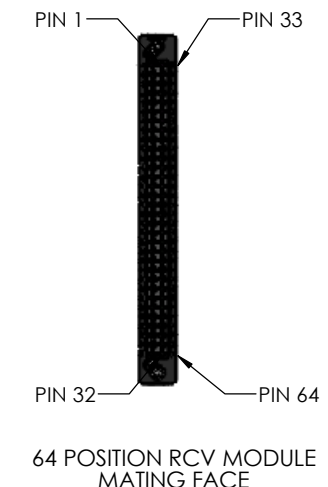
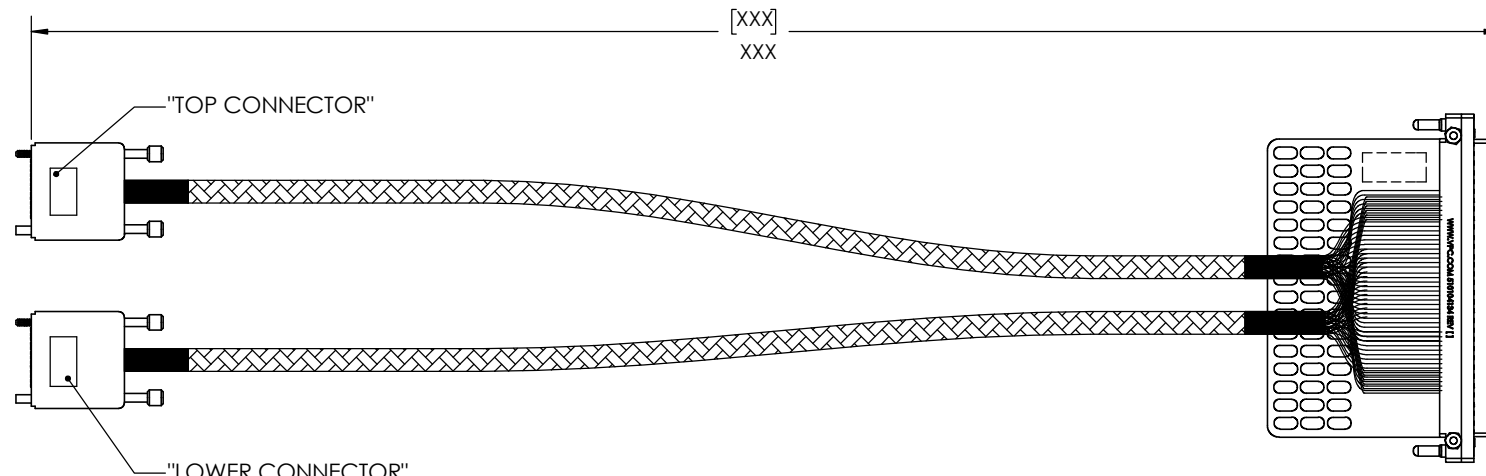
DO NOT SCALE DRAWING

THE INFORMATION CONTAINED HEREIN IS THE EXCLUSIVE PROPERTY OF VIRGINIA PANEL CORPORATION AND IS SUBMITTED FOR USE BY THE CUSTOMER ONLY. THE DATA SHALL NOT BE DUPLICATED, USED, OR DISCLOSED IN WHOLE OR IN PART FOR ANY PURPOSE OTHER THAN TO MAINTAIN THE EQUIPMENT PROVIDED. CONSULT WITH VIRGINIA PANEL CORPORATION ENGINEERING IF MORE DETAIL IS REQUIRED.

REVISIONS			
REV	DESCRIPTION	DATE	ENGR
E	ECN #8451	8/3/18	S MULLINS



20 POSITION POWER CONNECTOR MATING FACE TYP 2 PLCS.



VPC MODULE	WIRE	COLOR	TOP CONNECTOR	VPC MODULE	WIRE	COLOR	LOWER CONNECTOR
1	16 AWG	WHT	A	33	16 AWG	WHT	A
2	16 AWG	WHT	B	34	16 AWG	WHT	B
3	16 AWG	WHT	C	35	16 AWG	WHT	C
4	16 AWG	WHT	D	36	16 AWG	WHT	D
5	16 AWG	WHT	E	37	16 AWG	WHT	E
6	16 AWG	WHT	F	38	16 AWG	WHT	F
7	16 AWG	WHT	H	39	16 AWG	WHT	H
8	16 AWG	WHT	J	40	16 AWG	WHT	J
9	16 AWG	WHT	K	41	16 AWG	WHT	K
10	16 AWG	WHT	L	42	16 AWG	WHT	L
11	16 AWG	WHT	M	43	16 AWG	WHT	M
12	16 AWG	WHT	N	44	16 AWG	WHT	N
13	16 AWG	WHT	P	45	16 AWG	WHT	P
14	16 AWG	WHT	R	46	16 AWG	WHT	R
15	16 AWG	WHT	S	47	16 AWG	WHT	S
16	16 AWG	WHT	T	48	16 AWG	WHT	T
17	16 AWG	WHT	U	49	16 AWG	WHT	U
18	16 AWG	WHT	V	50	16 AWG	WHT	V
19	16 AWG	WHT	W	51	16 AWG	WHT	W
20	16 AWG	WHT	X	52	16 AWG	WHT	X

MATING COMPONENTS		QTY
MODULE	510108101	1
PATCHCORD	7-101916000-036	40

CUSTOMER DRAWING

VPC

CBA, RCV, TRIPADDLE TO 2 x 20-PIN FML PWR CONN

RELATIVE CONNECTOR POSITIONS AND WIRE ROUTING ARE GENERIC AND MAY VARY WITH PRODUCT. DIMENSIONS ARE SHOWN AS: [MILLIMETERS] INCHES

SIZE	CAGE CODE	DWG. NO.	REV
C	18117	540054010X01	E
SCALE: NONE		540054010101	11/02/03
SHEET		1 OF 1	

4

3

2

1