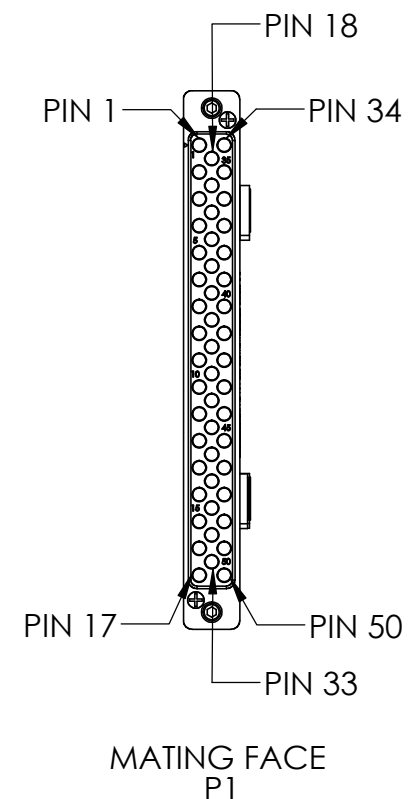
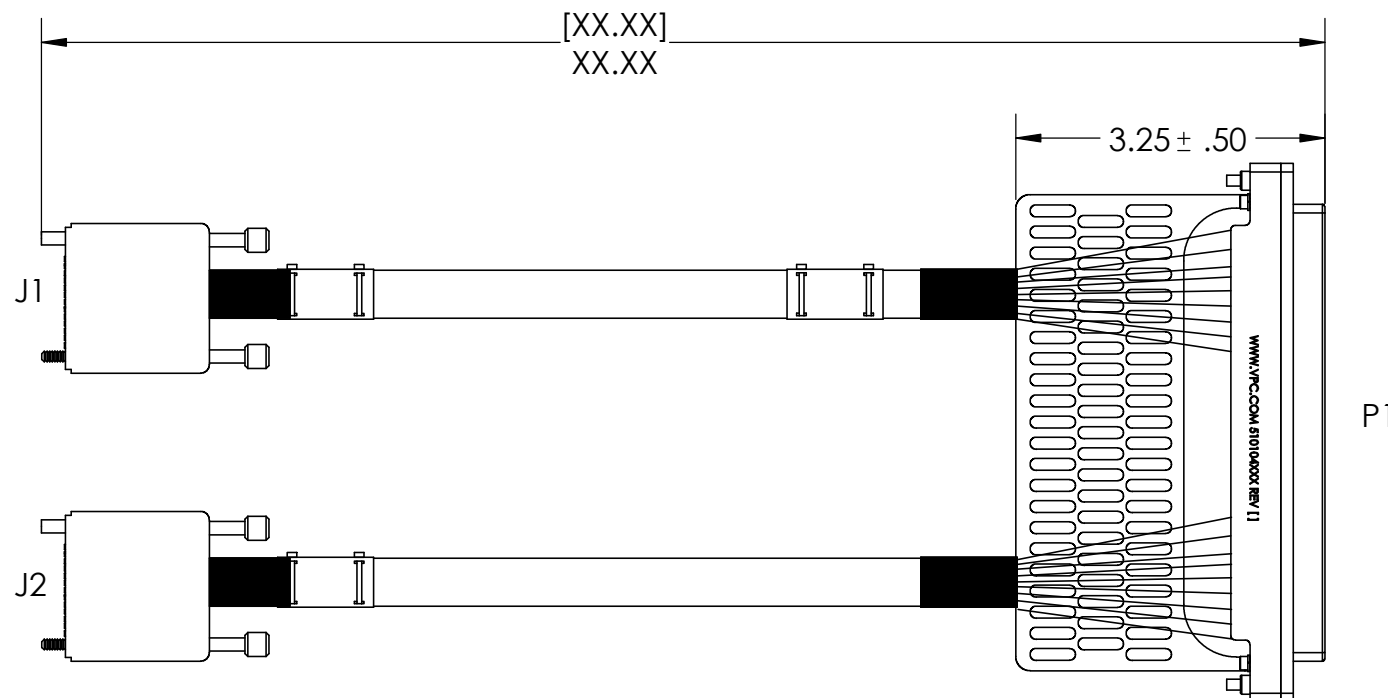
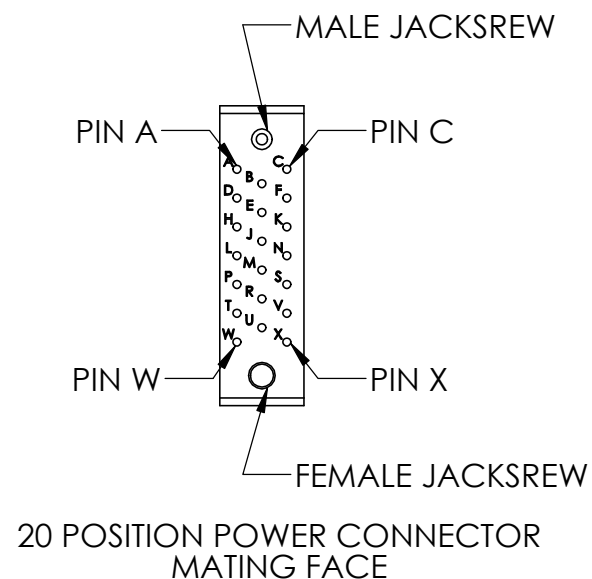


DO NOT SCALE DRAWING

THE INFORMATION CONTAINED HEREIN IS THE EXCLUSIVE PROPERTY OF VIRGINIA PANEL CORPORATION AND IS SUBMITTED FOR USE BY THE CUSTOMER ONLY. THE DATA SHALL NOT BE DUPLICATED, USED, OR DISCLOSED IN WHOLE OR IN PART FOR ANY PURPOSE OTHER THAN TO MAINTAIN THE EQUIPMENT PROVIDED. CONSULT WITH VIRGINIA PANEL CORPORATION ENGINEERING IF MORE DETAIL IS REQUIRED.

REV	DESCRIPTION	DATE	ENGINEER
A	ORIGINAL RELEASE ECN #9310	7/31/19	M CRUZ



2. MATING MODULE: 510108262 (1)
 MATING PATCHCORDS: 7-251914000-036 (40)

VPC P/N	LENGTH	CUSTOMER DRAWING		
WHERE X =	XX.XX"	VPC Virginia Panel Corporation		
1	20.00" [508]	CBA, RCV, MICRO PWR TO 2 X POWER CONN		
2	36.00" [914]			
6	48.00" [1219]			
9	60.00" [1524]			
5	72.00" [1829]			
RELATIVE CONNECTOR POSITIONS AND WIRE ROUTING ARE GENERIC AND MAY VARY WITH PINOUT		DWG.NO. 540054030X47		REV A
DIMENSIONS ARE SHOWN AS: [MILLIMETERS] INCHES		SIZE B	SCALE NONE	CAGE CODE 18117
		SHEET 1 OF 2		

Run #	From Location (Conn - Pin)	Wire AWG	Wire Color	To Location (Conn - Pin)
1	P1-1	14	WHT	J1-A
2	P1-2	14	WHT	J1-D
3	P1-3	14	WHT	J1-H
4	P1-4	14	WHT	J1-L
5	P1-5	14	WHT	J1-P
6	P1-6	14	WHT	J1-T
7	P1-7	14	WHT	J1-W
8	P1-18	14	WHT	J1-B
9	P1-19	14	WHT	J1-E
10	P1-20	14	WHT	J1-J
11	P1-21	14	WHT	J1-M
12	P1-22	14	WHT	J1-R
13	P1-23	14	WHT	J1-U
14	P1-34	14	WHT	J1-C
15	P1-35	14	WHT	J1-F
16	P1-36	14	WHT	J1-K
17	P1-37	14	WHT	J1-N
18	P1-38	14	WHT	J1-S
19	P1-39	14	WHT	J1-V

Run #	From Location (Conn - Pin)	Wire AWG	Wire Color	To Location (Conn - Pin)
20	P1-40	14	WHT	J1-X
21	P1-11	14	WHT	J2-A
22	P1-12	14	WHT	J2-D
23	P1-13	14	WHT	J2-H
24	P1-14	14	WHT	J2-L
25	P1-15	14	WHT	J2-P
26	P1-16	14	WHT	J2-T
27	P1-17	14	WHT	J2-W
28	P1-28	14	WHT	J2-B
29	P1-29	14	WHT	J2-E
30	P1-30	14	WHT	J2-J
31	P1-31	14	WHT	J2-M
32	P1-32	14	WHT	J2-R
33	P1-33	14	WHT	J2-U
34	P1-44	14	WHT	J2-C
35	P1-45	14	WHT	J2-F
36	P1-46	14	WHT	J2-K
37	P1-47	14	WHT	J2-N
38	P1-48	14	WHT	J2-S
39	P1-49	14	WHT	J2-V
40	P1-50	14	WHT	J2-X

CUSTOMER DRAWING - CUSTOMER DRAWING - CUSTOMER DRAWING

THE INFORMATION CONTAINED HEREIN IS THE EXCLUSIVE PROPERTY OF VIRGINIA PANEL CORPORATION AND IS SUBMITTED FOR USE BY THE CUSTOMER ONLY. THE DATA SHALL NOT BE DUPLICATED, USED, OR DISCLOSED IN WHOLE OR IN PART FOR ANY PURPOSE OTHER THAN TO MAINTAIN THE EQUIPMENT PROVIDED.

DWG.NO.		REV	
540054030X47		A	
SIZE	SCALE	CAGE CODE	SHEET
B	NONE	18117	2 OF 2

DO NOT SCALE DRAWING