

4

3

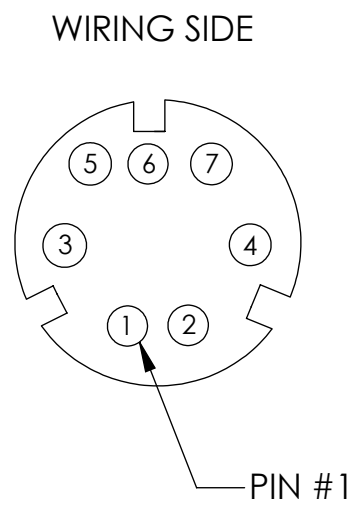
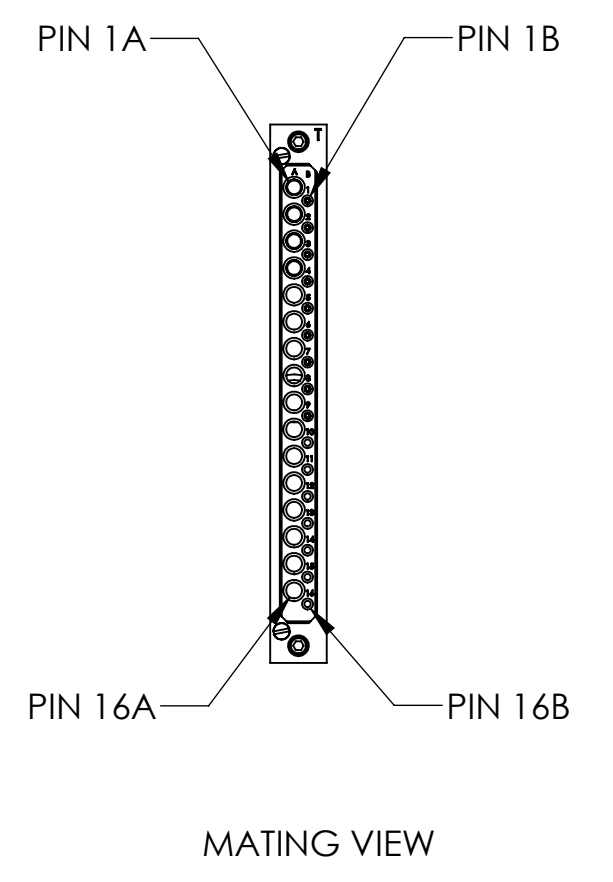
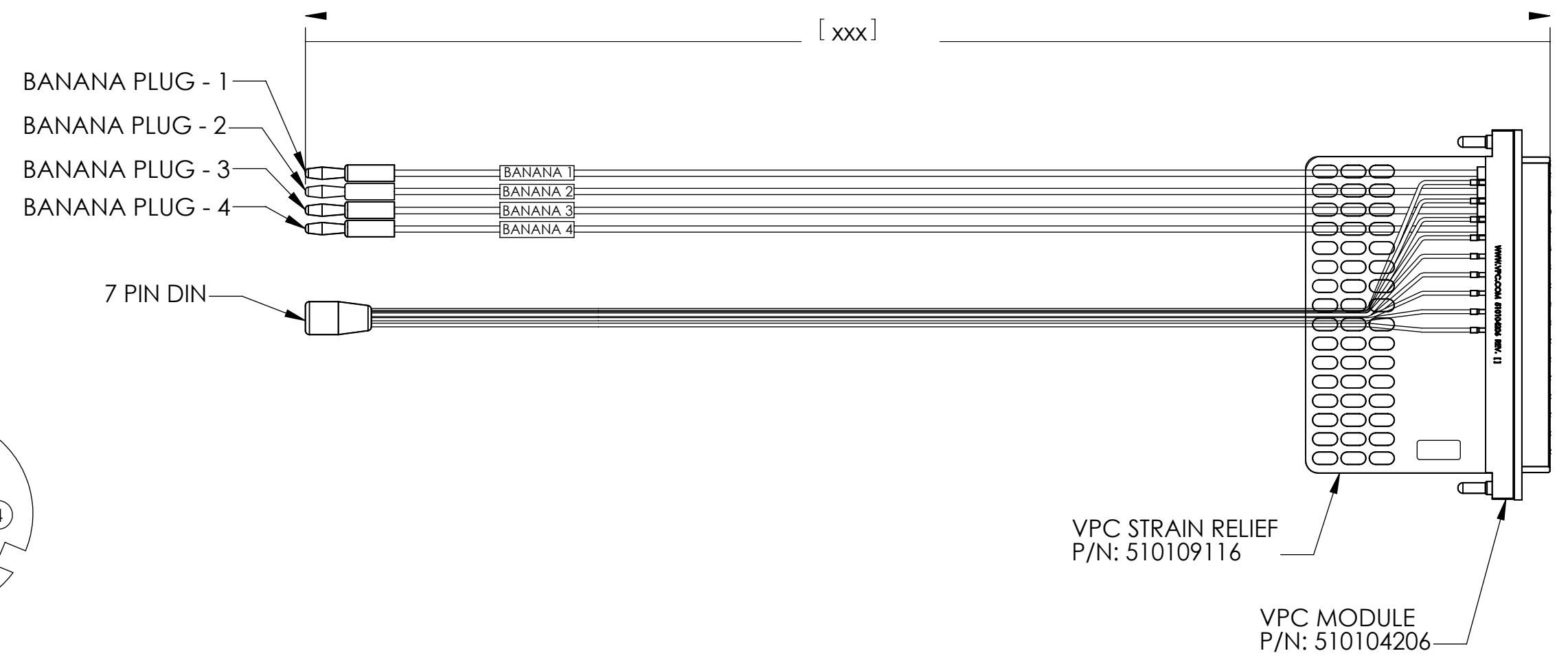
2

1

DO NOT SCALE DRAWING

THE INFORMATION CONTAINED HEREIN IS THE EXCLUSIVE PROPERTY OF VIRGINIA PANEL CORP. AND IS SUBMITTED FOR USE BY THE CUSTOMER ONLY. THE DATA SHALL NOT BE DUPLICATED, USED, OR DISCLOSED IN WHOLE OR IN PART FOR ANY PURPOSE OTHER THAN TO MAINTAIN THE EQUIPMENT PROVIDED. CONSULT WITH VIRGINIA PANEL CORPORATION ENGINEERING IF MORE DETAIL IS REQUIRED.

REVISIONS				
ZONE	REV	DESCRIPTION	DATE	APPROVED
	E	ECN#9116	5/28/19	H. MORRIS



Run #	From Location (Conn - Pin)	Contact	Wire AWG	Wire Color	To Location (Conn - Pin)	Contact	Label P/N
1	P1-A1	610116127	16	WHT	BANANA-1	588030	271904
2	P1-A2	610116127	16	WHT	BANANA-2	588030	271904
3	P1-A3	610116127	16	WHT	BANANA-3	588030	271904
4	P1-A4	610116127	16	WHT	BANANA-4	588030	271904
5	P1-B1	610110101	24	WHT	D-1	271746	-
6	P1-B2	610110101	24	WHT	D-2		-
7	P1-B3	610110101	24	WHT	D-3		-
8	P1-B4	610110101	24	WHT	D-4		-
9	P1-B5	610110101	24	WHT	D-5		-
10	P1-B6	610110101	24	WHT	D-6		-
11	P1-B7	610110101	24	WHT	D-7		-

- 3 MATING MODULE: 510108178
- 2 MATING PATCHCORDS: (7) 7-103924000-036
(4) 7-235916000-036

NOTES:

CUSTOMER DRAWING - CUSTOMER DRAWING

SOLIDWORKS DRAWING FILE	DIMENSIONS ARE SHOWN AS:				VPC		
	(millimeters)						
	INCHES				CBA, RCV, MINI PWR & TRIPADDLE TO 1 X 7-PIN DIN, 4 X BANANA PL		
	REMOVE BURRS, BREAK SHARP EDGES				SIZE	FSCM NO.	DWG. NO.
MATERIAL				C	18117	540078010X11	E
FINISH				SCALE: NONE	8/14/02	540078010111	SHEET 1 OF 1

4

3

2

1