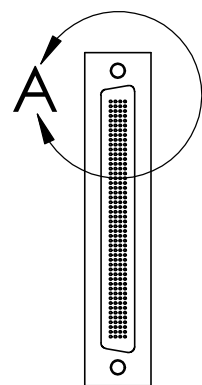


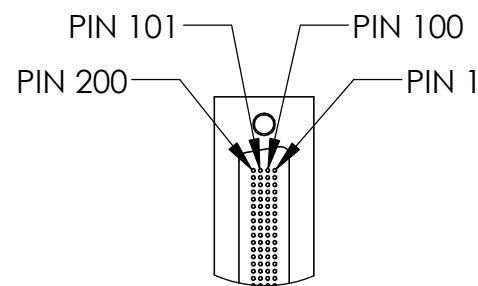
DO NOT SCALE DRAWING

THE INFORMATION CONTAINED HEREIN IS THE EXCLUSIVE PROPERTY OF VIRGINIA PANEL CORPORATION AND IS SUBMITTED FOR USE BY THE CUSTOMER ONLY. THE DATA SHALL NOT BE DUPLICATED, USED, OR DISCLOSED IN WHOLE OR IN PART FOR ANY PURPOSE OTHER THAN TO MAINTAIN THE EQUIPMENT PROVIDED. CONSULT WITH VIRGINIA PANEL CORPORATION ENGINEERING IF MORE DETAIL IS REQUIRED.

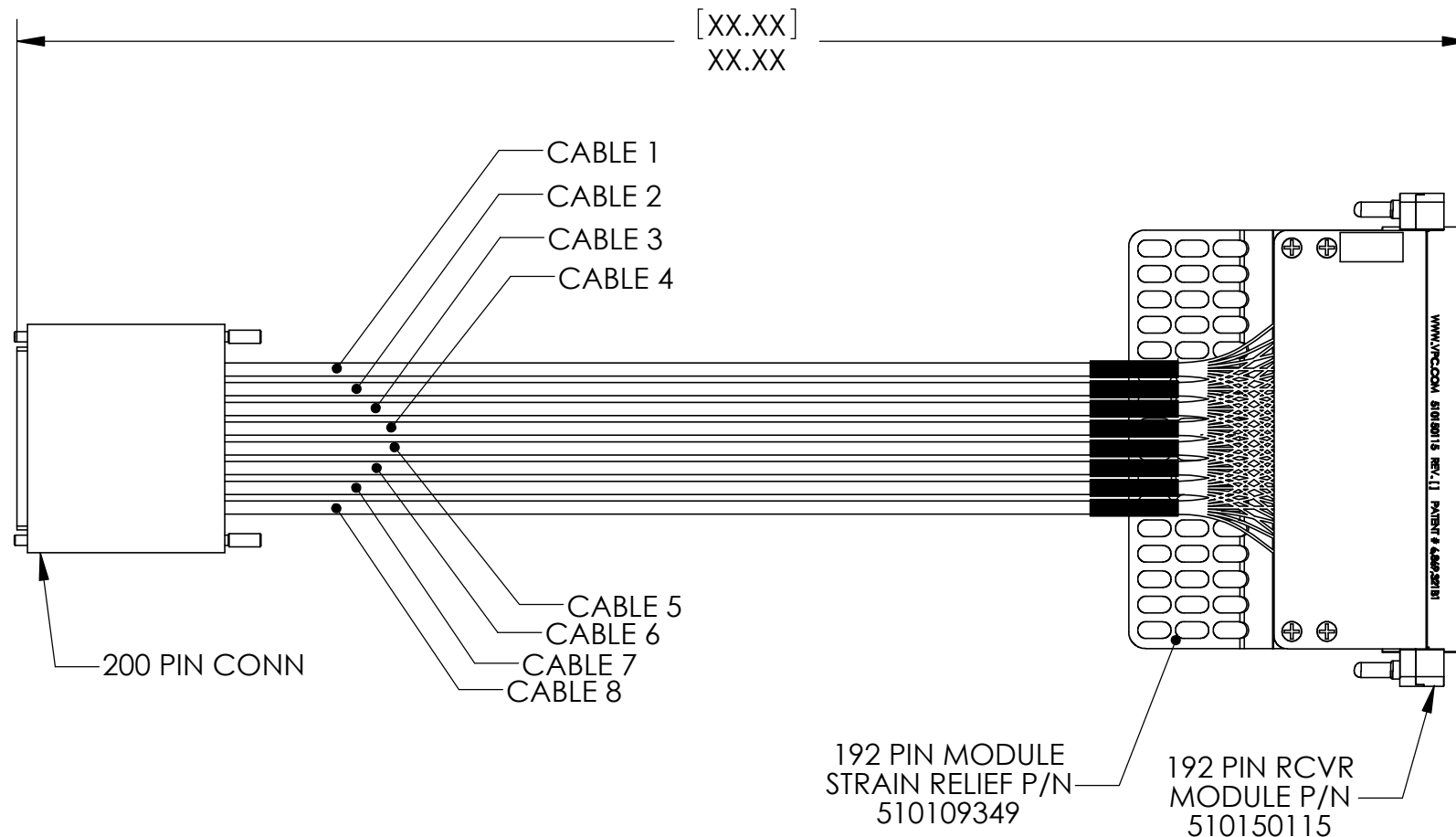
REV	DESCRIPTION	DATE	ENGINEER
A	ORIGINAL RELEASE ECN #8274	5/4/18	H GILSTRAP



MATING FACE



DETAIL A  
SCALE 1 : 1



PIN A1



PIN D48  
MATING FACE

MATING MODULE	510151105 (1)
MATING PATCHCORDS	7-121424000-036 (96)

VPC P/N 540105080X40 WHERE X =	LENGTH XX.XX"
1	20.00" [508]
2	36.00" [914]
6	48.00" [1219]
9	60.00" [1524]
5	72.00" [1829]

RELATIVE CONNECTOR POSITIONS AND WIRE ROUTING ARE GENERIC AND MAY VARY WITH PINOUT

DIMENSIONS ARE SHOWN AS:  
[MILLIMETERS]  
INCHES

**CUSTOMER DRAWING**



**CBA 200PN ML LFH M3**

DWG.NO. **540105080X40** REV **A**

SIZE	SCALE	CAGE CODE	SHEET
B	NONE	18117	1 OF 2

1. FOR APPLICATION USE AND CARE INFORMATION CONSULT VPC USERS GUIDE @ WWW.VPC.COM

NOTES:

