

4

3

2

1

DO NOT SCALE DRAWING

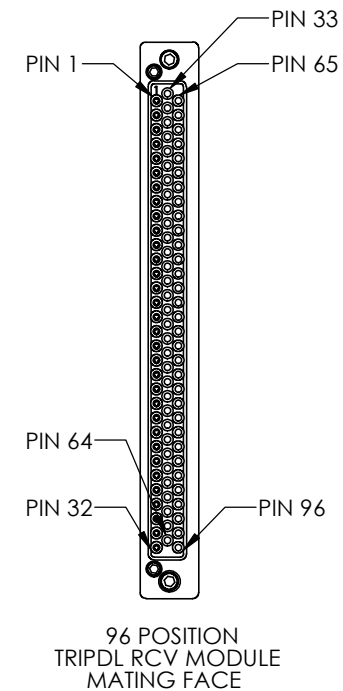
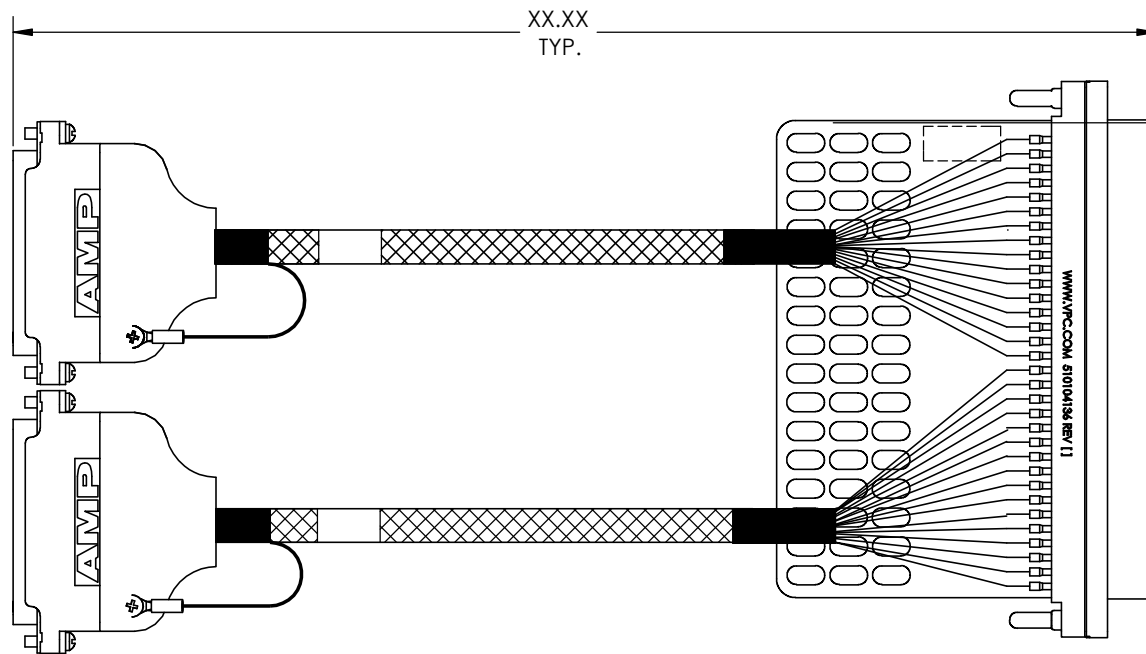
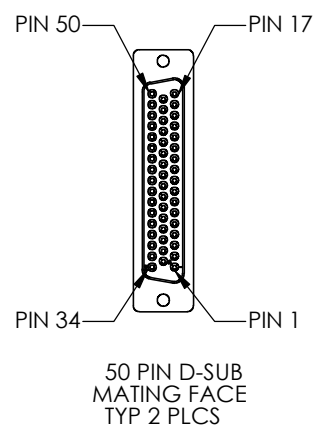
THE INFORMATION CONTAINED HEREIN IS THE EXCLUSIVE PROPERTY OF VIRGINIA PANEL CORPORATION AND IS SUBMITTED FOR USE BY THE CUSTOMER ONLY. THE DATA SHALL NOT BE DUPLICATED, USED, OR DISCLOSED IN WHOLE OR IN PART FOR ANY PURPOSE OTHER THAN TO MAINTAIN THE EQUIPMENT PROVIDED. CONSULT WITH VIRGINIA PANEL CORPORATION ENGINEERING IF MORE DETAIL IS REQUIRED.

REVISIONS

REV	DESCRIPTION	DATE	ENGR
D	ECN #5916	4/9/15	L LOCKRIDGE

D
C
B
A

D
C
B
A



MATING COMPONENTS		QTY
MODULE	510108126	1
PATCHCORD	7-103424000-036	46
PATCHCORD	7-103924000-036	2

VPC P/N 540111020X03 WHERE X =	LENGTH XX.XX"
1	20.00" [508]
2	36.00" [914]
6	48.00" [1219]
9	60.00" [1524]
5	72.00" [1829]

RELATIVE CONNECTOR POSITIONS AND WIRE ROUTING ARE GENERIC AND MAY VARY WITH PINOUT

DIMENSIONS ARE SHOWN AS:
[MILLIMETERS]
INCHES

CUSTOMER DRAWING

VPC

CBA, RCV, TriPaddle, to 2 x 50 Pin D-Sub f/ Keysight 34938A

SIZE	CAGE CODE	DWG. NO.	REV
C	18117	540111020X03	D

SCALE: NTS 540111020X03 9/6/11 SHEET 1 OF 2

4

3

2

1

50 PIN D-SUB CONNECTOR	VPC MODULE	COLOR
J1 PIN 1	PIN 1	WHT
J1 PIN 2	PIN 2	BLK
J1 PIN 3	PIN 3	WHT
J1 PIN 4	PIN 4	BLK
J1 PIN 5	PIN 5	WHT
J1 PIN 6	PIN 6	BLK
J1 PIN 7	PIN 7	WHT
J1 PIN 8	PIN 8	BLK
J1 PIN 9	PIN 9	WHT
J1 PIN 10	PIN 10	BLK
J1 PIN 11	PIN 11	WHT
J1 PIN 12	PIN 12	BLK
J1 PIN 13	PIN 13	WHT
J1 PIN 14	PIN 14	BLK
J1 PIN 15	PIN 15	WHT
J1 PIN 16	PIN 16	BLK
J1 PIN 19	PIN 17	WHT
J1 PIN 20	PIN 18	BLK
J1 PIN 21	PIN 19	WHT
J1 PIN 22	PIN 20	BLK
J1 PIN 23	PIN 21	WHT
J1 PIN 24	PIN 22	BLK
J1 PIN 25	PIN 23	WHT
J1 PIN 26	PIN 24	BLK
J1 PIN 27	PIN 25	WHT
J1 PIN 28	PIN 26	BLK
J1 PIN 29	PIN 27	WHT
J1 PIN 30	PIN 28	BLK
J1 PIN 31	PIN 29	WHT
J1 PIN 32	PIN 30	BLK
J1 PIN 35	PIN 31	WHT
J1 PIN 36	PIN 32	BLK
J1 PIN 37	PIN 33	WHT
J1 PIN 38	PIN 34	BLK
J1 PIN 39	PIN 35	WHT
J1 PIN 40	PIN 36	BLK
J1 PIN 41	PIN 37	WHT
J1 PIN 42	PIN 38	BLK
J1 PIN 43	PIN 39	WHT
J1 PIN 44	PIN 40	BLK
J1 PIN 45	PIN 41	WHT
J1 PIN 46	PIN 42	BLK
J1 PIN 47	PIN 43	WHT
J1 PIN 48	PIN 44	BLK
J1 PIN 49	PIN 45	WHT
J1 PIN 50	PIN 46	BLK
J1 BACKSHELL	PIN 93	WHT

GROUND

50 PIN D-SUB CONNECTOR	VPC MODULE	COLOR
J2 PIN 1	PIN 47	WHT
J2 PIN 2	PIN 48	BLK
J2 PIN 3	PIN 49	WHT
J2 PIN 4	PIN 50	BLK
J2 PIN 5	PIN 51	WHT
J2 PIN 6	PIN 52	BLK
J2 PIN 7	PIN 53	WHT
J2 PIN 8	PIN 54	BLK
J2 PIN 9	PIN 55	WHT
J2 PIN 10	PIN 56	BLK
J2 PIN 11	PIN 57	WHT
J2 PIN 12	PIN 58	BLK
J2 PIN 13	PIN 59	WHT
J2 PIN 14	PIN 60	BLK
J2 PIN 15	PIN 61	WHT
J2 PIN 16	PIN 62	BLK
J2 PIN 19	PIN 63	WHT
J2 PIN 20	PIN 64	BLK
J2 PIN 21	PIN 65	WHT
J2 PIN 22	PIN 66	BLK
J2 PIN 23	PIN 67	WHT
J2 PIN 24	PIN 68	BLK
J2 PIN 25	PIN 69	WHT
J2 PIN 26	PIN 70	BLK
J2 PIN 27	PIN 71	WHT
J2 PIN 28	PIN 72	BLK
J2 PIN 29	PIN 73	WHT
J2 PIN 30	PIN 74	BLK
J2 PIN 31	PIN 75	WHT
J2 PIN 32	PIN 76	BLK
J2 PIN 35	PIN 77	WHT
J2 PIN 36	PIN 78	BLK
J2 PIN 37	PIN 79	WHT
J2 PIN 38	PIN 80	BLK
J2 PIN 39	PIN 81	WHT
J2 PIN 40	PIN 82	BLK
J2 PIN 41	PIN 83	WHT
J2 PIN 42	PIN 84	BLK
J2 PIN 43	PIN 85	WHT
J2 PIN 44	PIN 86	BLK
J2 PIN 45	PIN 87	WHT
J2 PIN 46	PIN 88	BLK
J2 PIN 47	PIN 89	WHT
J2 PIN 48	PIN 90	BLK
J2 PIN 49	PIN 91	WHT
J2 PIN 50	PIN 92	BLK
J2 BACKSHELL	PIN 94	WHT

GROUND

CUSTOMER DRAWING - CUSTOMER DRAWING - CUSTOMER DRAWING

THE INFORMATION CONTAINED HEREIN IS THE EXCLUSIVE PROPERTY OF VIRGINIA PANEL CORPORATION AND IS SUBMITTED FOR USE BY THE CUSTOMER ONLY. THE DATA SHALL NOT BE DUPLICATED, USED, OR DISCLOSED IN WHOLE OR IN PART FOR ANY PURPOSE OTHER THAN TO MAINTAIN THE EQUIPMENT PROVIDED.

SIZE	CAGE CODE	DWG. NO.	REV
C	18117	540111020X03	D
SCALE: NONE		540111020X03	9/6/11 SHEET 2 OF 2

DO NOT SCALE DRAWING

D

C

B

A

D

C

B

A

4

3

2

1

4

3

2

1