

4

3

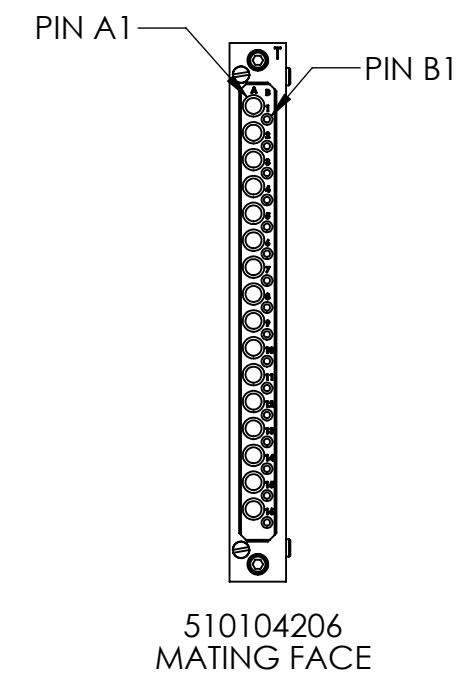
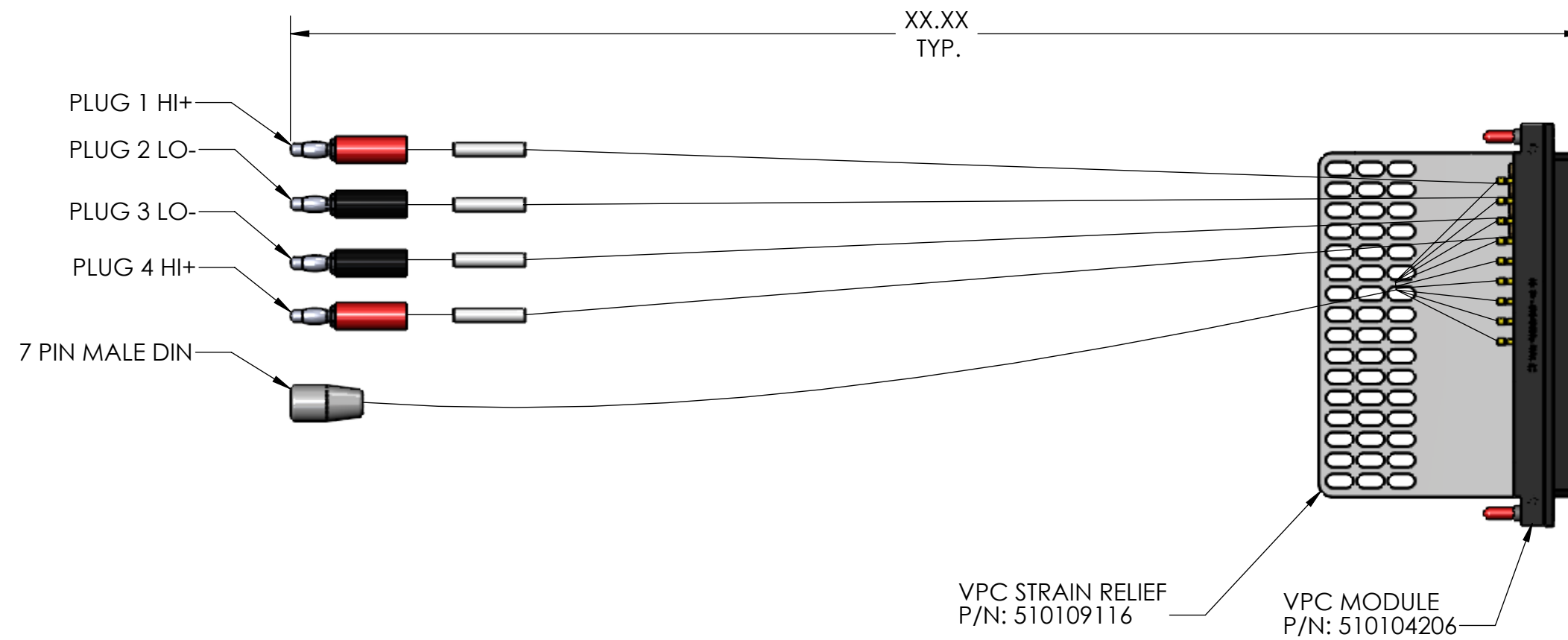
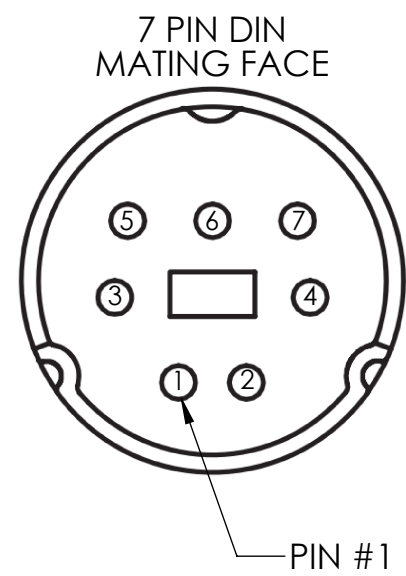
2

1

DO NOT SCALE DRAWING

THE INFORMATION CONTAINED HEREIN IS THE EXCLUSIVE PROPERTY OF VIRGINIA PANEL CORPORATION AND IS SUBMITTED FOR USE BY THE CUSTOMER ONLY. THE DATA SHALL NOT BE DUPLICATED, USED, OR DISCLOSED IN WHOLE OR IN PART FOR ANY PURPOSE OTHER THAN TO MAINTAIN THE EQUIPMENT PROVIDED. CONSULT WITH VIRGINIA PANEL CORPORATION ENGINEERING IF MORE DETAIL IS REQUIRED.

REVISIONS			
REV	DESCRIPTION	DATE	ENGR
D	CONSOLIDATED DRAWING - ECN #14178	5/8/2024	M ECKERT



Run #	From Location (Conn - Pin)	Contact	Wire AWG	Wire/Patchcord P/N	Wire Color	To Location (Conn - Pin)	Signal Desc	Contact	Label P/N	Notes
1	P1-A1	610116127	16	7-242916522-XXX	WHT	RED BANANA	V HI+	612303	271905	
2	P1-A2	610116127	16	7-242916523-XXX	WHT	BLK BANANA	V LO-	612304	271905	
3	P1-A3	610116127	16	7-242916523-XXX	WHT	BLK BANANA	I LO-	612304	271905	
4	P1-A4	610116127	16	7-242916522-XXX	WHT	RED BANANA	I HI+	612303	271905	
5	P1-B1	610110101	24	7-104924000-XXX	WHT	D-1	-	445153	271860	
6	P1-B2	610110101	24	7-104924000-XXX	WHT	D-2	-			
7	P1-B3	610110101	24	7-104924000-XXX	WHT	D-3	-			
8	P1-B4	610110101	24	7-104924000-XXX	WHT	D-4	-			
9	P1-B5	610110101	24	7-104924000-XXX	WHT	D-5	-			
10	P1-B6	610110101	24	7-104924000-XXX	WHT	D-6	-			
11	P1-B7	610110101	24	7-104924000-XXX	WHT	D-7	-			

MATING MODULE	510108178
MATING PATCHCORDS	7-235916000-XXX (4) & 7-103924000-XXX (7)

1. FOR APPLICATION USE & CARE INFORMATION CONSULT VPC USERS GUIDE @WWW.VPC.COM
NOTES:

VPC P/N 540198010X11 WHERE X =	LENGTH XX.XX"	CUSTOMER DRAWING	
1	20.00" [508]	VIRGINIA PANEL CORPORATION	
2	36.00" [914]	WWW.VPC.COM	
6	48.00" [1219]	CABLE ASSEMBLY	
9	60.00" [1524]	4 - BANANA PLUG & 1 - 7 PIN DIN	
5	72.00" [1829]		
RELATIVE CONNECTOR POSITIONS AND WIRE ROUTING ARE GENERIC AND MAY VARY WITH PINOUT			
DIMENSIONS ARE SHOWN AS:		SIZE	REV
[MILLIMETERS]		C 18117	D
INCHES		DWG.NO. 540198010X11	SHEET 2 OF 2
		SCALE: 1:2	2/27/08

4

3

2

1