

4

3

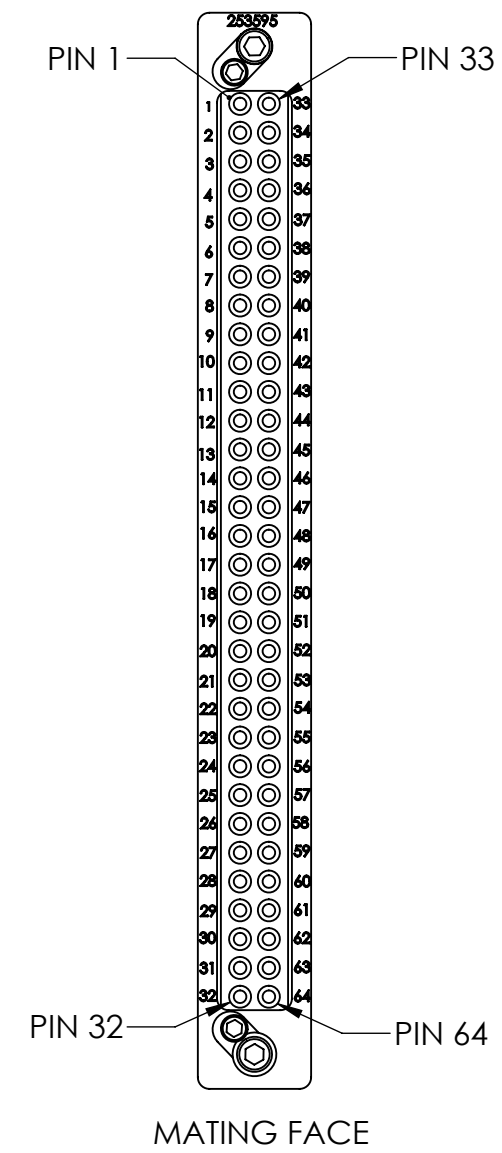
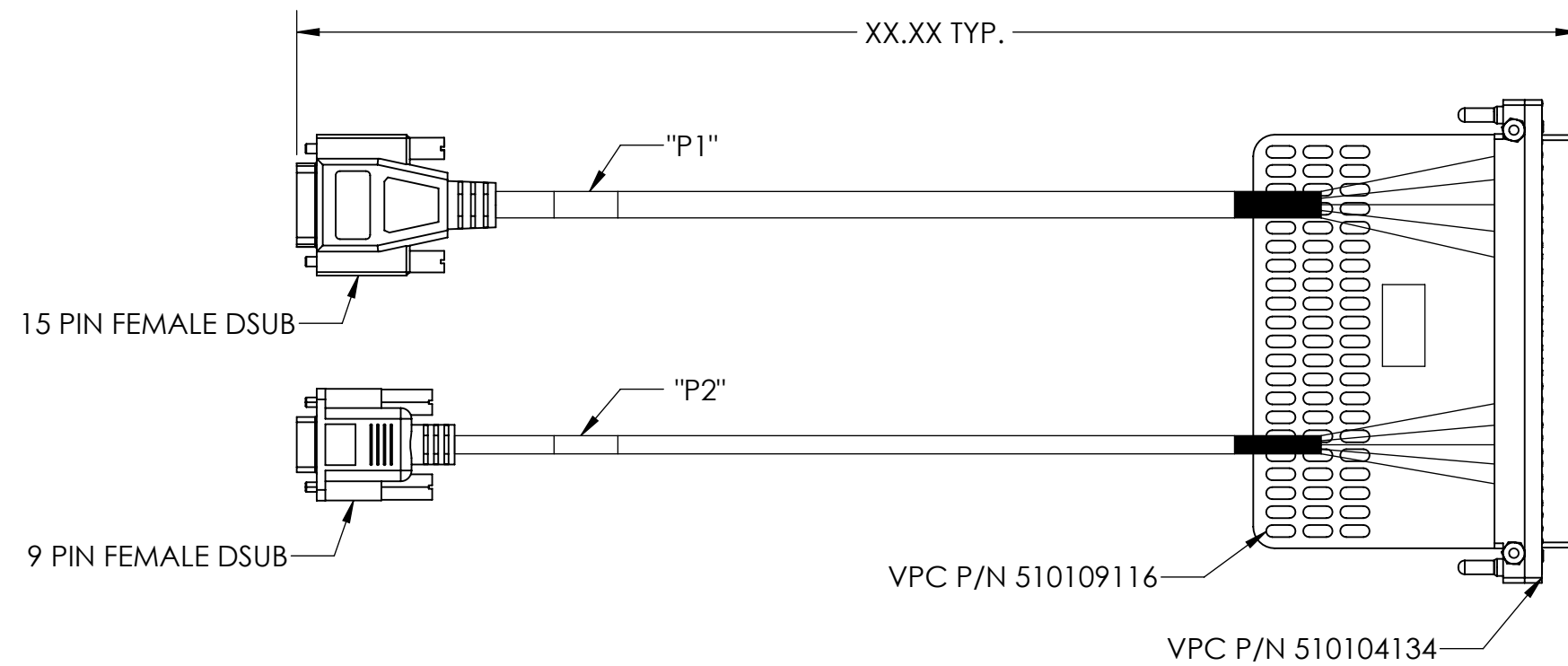
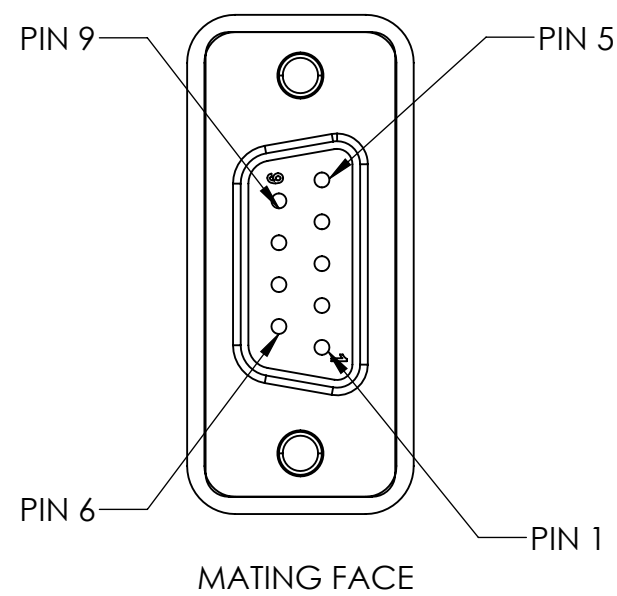
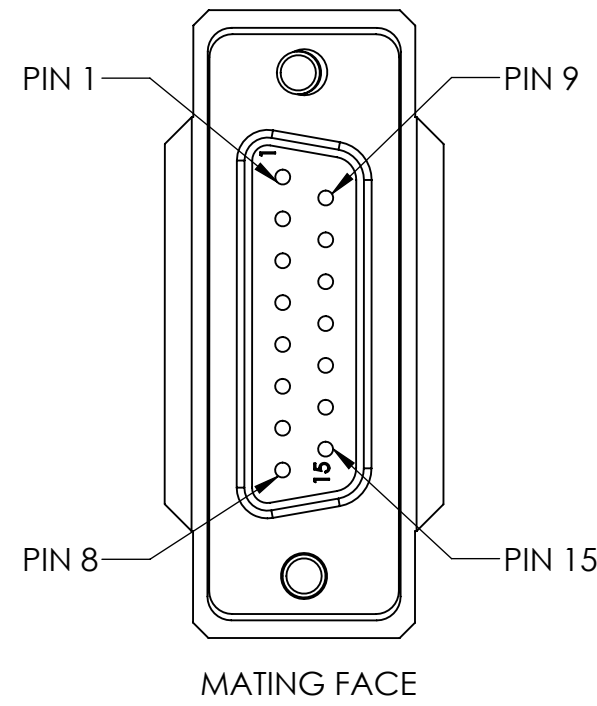
2

1

DO NOT SCALE DRAWING

THE INFORMATION CONTAINED HEREIN IS THE EXCLUSIVE PROPERTY OF VIRGINIA PANEL CORPORATION AND IS SUBMITTED FOR USE BY THE CUSTOMER ONLY. THE DATA SHALL NOT BE DUPLICATED, USED, OR DISCLOSED IN WHOLE OR IN PART FOR ANY PURPOSE OTHER THAN TO MAINTAIN THE EQUIPMENT PROVIDED. CONSULT WITH VIRGINIA PANEL CORPORATION ENGINEERING IF MORE DETAIL IS REQUIRED.

REVISIONS			
REV	DESCRIPTION	DATE	ENGR
A	DRAWING ORIGATION - ECN #3426	7/13/11	E HUSTED



DUB PIN	WIRE	COLOR	VPC PIN
P1-1	26 AWG	BROWN	1
P1-2	26 AWG	BROWN/GRAY	2
P1-3	26 AWG	RED	3
P1-4	26 AWG	RED/GRAY	4
P1-5	26 AWG	ORANGE	5
P1-6	26 AWG	ORANGE/GRAY	6
P1-7	26 AWG	YELLOW	7
P1-8	26 AWG	YELLOW/GRAY	8
P1-9	26 AWG	GREEN	33
P1-10	26 AWG	GREEN/GRAY	34
P1-11	26 AWG	BLUE	35
P1-12	26 AWG	BLUE/GRAY	36
P1-13	26 AWG	VIOLET	37
P1-14	26 AWG	VIOLET/GRAY	38
P1-15	26 AWG	WHITE	39
P2-1	28 AWG	BLACK	28
P2-2	28 AWG	RED	29
P2-3	28 AWG	BROWN	30
P2-4	28 AWG	ORANGE	31
P2-5	28 AWG	YELLOW	32
P2-6	28 AWG	GREEN	61
P2-7	28 AWG	BLUE	62
P2-8	28 AWG	VIOLET	63
P2-9	28 AWG	GRAY	64

MATING MODULE	510108101 (1)
MATING PATCHCORDS	7-105926000-036 (24)

VPC P/N 540214010X01 WHERE X =	LENGTH XX.XX"	CUSTOMER DRAWING				
1	20.00" [508]	VPC CBA, RCV, TRIPADDLE TO 9-PIN FML & 15-PIN FML DSUBS				
2	36.00" [914]					
6	48.00" [1219]					
9	60.00" [1524]					
5	72.00" [1829]					
RELATIVE CONNECTOR POSITIONS AND WIRE ROUTING ARE GENERIC AND MAY VARY WITH PINOUT		DIMENSIONS ARE SHOWN AS:	SIZE	CAGE CODE	DWG. NO.	REV
		[MILLIMETERS] INCHES	C	18117	540214010X01	A
		SCALE: NONE	540214010X01	7/13/11	SHEET	1 of 1

4

3

2

1