
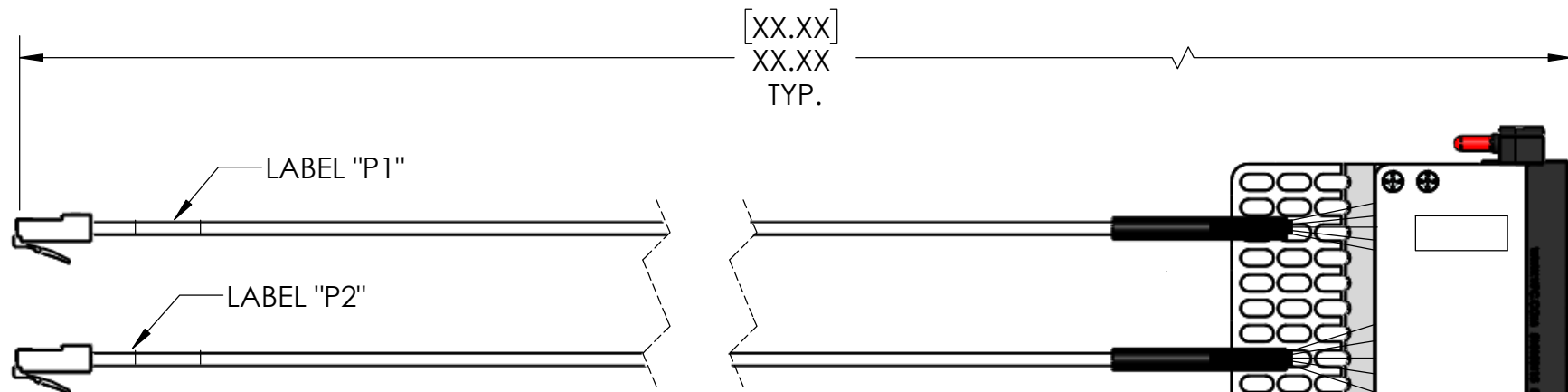
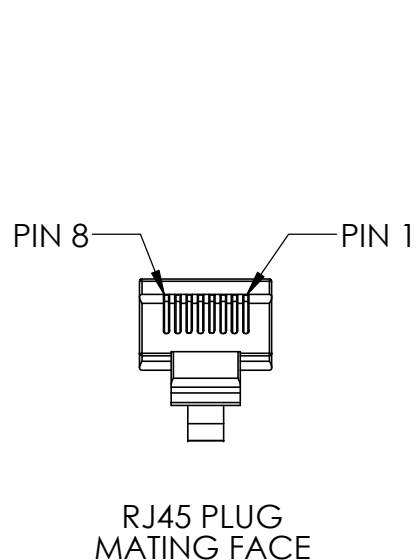


DO NOT SCALE DRAWING

THE INFORMATION CONTAINED HEREIN IS THE EXCLUSIVE PROPERTY OF VIRGINIA PANEL CORPORATION AND IS SUBMITTED FOR USE BY THE CUSTOMER ONLY. THE DATA SHALL NOT BE DUPLICATED, USED, OR DISCLOSED IN WHOLE OR IN PART FOR ANY PURPOSE OTHER THAN TO MAINTAIN THE EQUIPMENT PROVIDED. CONSULT WITH VIRGINIA PANEL CORPORATION ENGINEERING IF MORE DETAIL IS REQUIRED.

REV	DESCRIPTION	DATE	ENGINEER
B	ORIGINAL RELEASE ECN #5289	5/29/14	T LOCKRIDGE



VPC PIN	RJ45 PIN	LABEL	CABLE	COLOR
A1	1	P1	CAT5E	WHT/ORG
B1	2			ORG
C1	3			WHT/GRN
D1	4			BLU
A2	5			WHT/BLU
B2	6			GRN
C2	7			WHT/BRN
D2	8			BRN
A4	1	P2	CAT5E	WHT/ORG
B4	2			ORG
C4	3			WHT/GRN
D4	4			BLU
A5	5			WHT/BLU
B5	6			GRN
C5	7			WHT/BRN
D5	8			BRN

MATING COMPONENTS		
MODULE	510151105	1 ea.
PATCHCORDS	7-123926000-036	16 ea.

VPC P/N 540224010X40 WHERE X =	LENGTH XX.XX"
1	20.00" [508]
2	36.00" [914]
6	48.00" [1219]
9	60.00" [1524]
5	72.00" [1829]

RELATIVE CONNECTOR POSITIONS AND WIRE ROUTING ARE GENERIC AND MAY VARY WITH PINOUT

DIMENSIONS ARE SHOWN AS:
[MILLIMETERS]
INCHES

CUSTOMER DRAWING

CBA, RCV, QUADRAPADDLE TO 2 X RJ-45 PLUGS

DWG.NO. **540224010X40** REV **B**

SIZE B	SCALE NONE	CAGE CODE 18117	SHEET 1 OF 1
-----------	---------------	--------------------	-----------------