

4

3

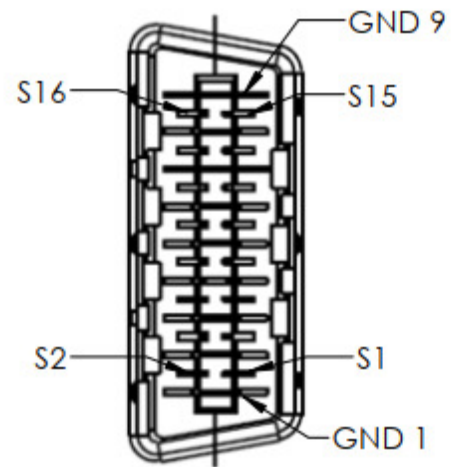
2

1

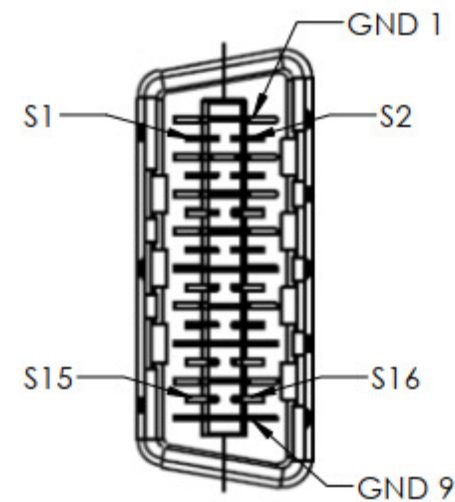
DO NOT SCALE DRAWING

THE INFORMATION CONTAINED HEREIN IS THE EXCLUSIVE PROPERTY OF VIRGINIA PANEL CORPORATION AND IS SUBMITTED FOR USE BY THE CUSTOMER ONLY. THE DATA SHALL NOT BE DUPLICATED, USED, OR DISCLOSED IN WHOLE OR IN PART FOR ANY PURPOSE OTHER THAN TO MAINTAIN THE EQUIPMENT PROVIDED. CONSULT WITH VIRGINIA PANEL CORPORATION ENGINEERING IF MORE DETAIL IS REQUIRED.

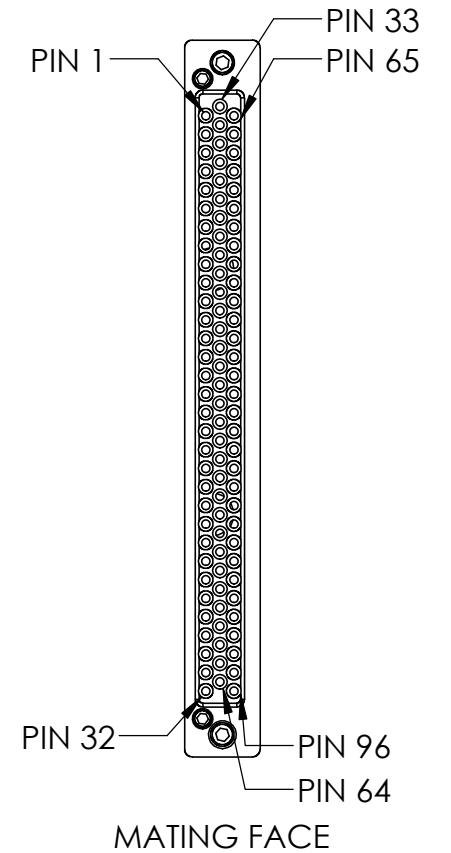
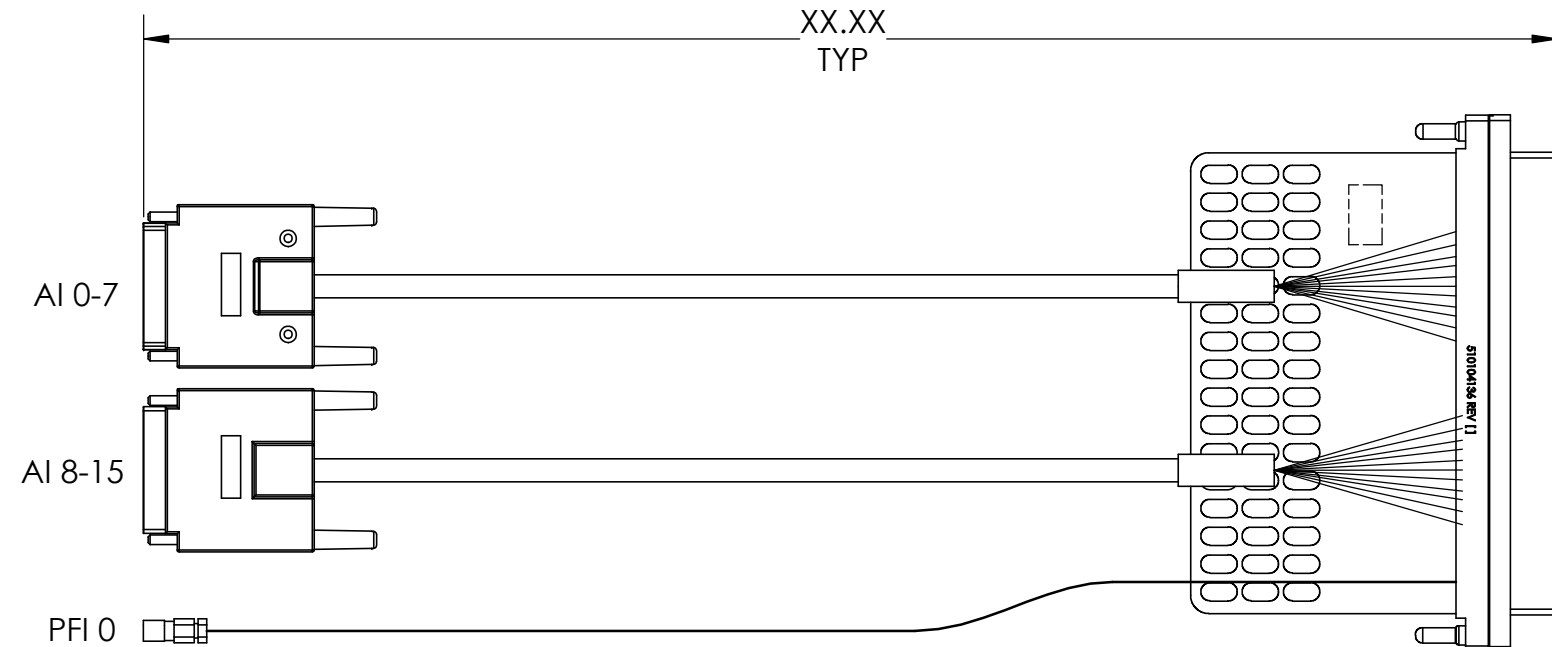
| REV | DESCRIPTION | DATE | ENGINEER |
|-----|-------------|----------|----------|
| E | ECN #2010 | 10/21/21 | SM |



NI 197516-02 MATING FACE AI 0-7



NI 197516-02 MATING FACE AI 8-15



MATING MODULE: 510108126 QTY 1
MATING PATCHCORDS 7-105426000-036 QTY 16

| VPC P/N 540285010X03 WHERE X = | LENGTH XX.XX" |
|--------------------------------------|------------------|
| 1 | 20.00" [508] |
| 2 | 36.00" [914] |
| 6 | 48.00" [1219] |
| 9 | 60.00" [1524] |
| 5 | 72.00" [1829] |

RELATIVE CONNECTOR POSITIONS AND WIRE ROUTING ARE GENERIC AND MAY VARY WITH PINOUT

DIMENSIONS ARE SHOWN AS:
[MILLIMETERS]
INCHES

CUSTOMER DRAWING



CBA, RCV, TRIPADDLE TO
2 x ML INFINIBAND,
1 x FML SMB

| | | |
|-----------------------------|---------------|--------------------|
| DWG.NO. 540285010X03 | | REV E |
| SIZE B | SCALE NONE | CAGE CODE 18117 |
| SHEET 1 OF 2 | | |

4

3

2

1

| Run # | From Location | Contact | AWG | Wire/Patchcord P/N | T/P # | To Location | Connector | Notes |
|-------|---------------|-----------|-----|--------------------|-------|----------------------------|-----------|------------|
| 1 | P1-69 | 610110167 | 28 | NI 197516-02 | - | GND 1 | AI 0-7 | SEE NOTE 2 |
| 2 | P1-5 | 610110167 | 28 | | 1 | S15 | | |
| 3 | P1-37 | 610110167 | 28 | | | S16 | | |
| 4 | P1-70 | 610110167 | 28 | | - | GND 2 | | SEE NOTE 2 |
| 5 | P1-6 | 610110167 | 28 | | 2 | S13 | | |
| 6 | P1-38 | 610110167 | 28 | | | S14 | | |
| 7 | P1-71 | 610110167 | 28 | | - | GND 3 | | SEE NOTE 2 |
| 8 | P1-7 | 610110167 | 28 | | 3 | S11 | | |
| 9 | P1-39 | 610110167 | 28 | | | S12 | | |
| 10 | P1-72 | 610110167 | 28 | | - | GND 4 | | SEE NOTE 2 |
| 11 | P1-8 | 610110167 | 28 | | 4 | S9 | | |
| 12 | P1-40 | 610110167 | 28 | | | S10 | | |
| 13 | P1-73 | 610110167 | 28 | | - | GND 5 | | SEE NOTE 2 |
| 14 | P1-9 | 610110167 | 28 | | 5 | S7 | | |
| 15 | P1-41 | 610110167 | 28 | | | S8 | | |
| 16 | P1-74 | 610110167 | 28 | | - | GND 6 | | SEE NOTE 2 |
| 17 | P1-10 | 610110167 | 28 | | 6 | S5 | | |
| 18 | P1-42 | 610110167 | 28 | | | S6 | | |
| 19 | P1-75 | 610110167 | 28 | | - | GND 7 | | SEE NOTE 2 |
| 20 | P1-11 | 610110167 | 28 | | 7 | S3 | | |
| 21 | P1-43 | 610110167 | 28 | | | S4 | | |
| 22 | P1-76 | 610110167 | 28 | | - | GND 8 | | SEE NOTE 2 |
| 23 | P1-12 | 610110167 | 28 | | 8 | S1 | | |
| 24 | P1-44 | 610110167 | 28 | | | S2 | | |
| 25 | N/C | - | - | | - | GND 9 | | |
| 26 | P1-77 | 610110101 | 24 | 021800 | 6 | OVER-BRAID/ CONN. SHELL | | |

| Run # | From Location | Contact | AWG | Wire/Patchcord P/N | T/P # | To Location | Connector | Notes | | |
|-------|---------------|-----------|-------|--------------------|-----------------|-------------|-----------|----------------------------|----------|----------------------|
| 27 | P1-85 | 610110167 | 28 | NI 197516-02 | - | GND 1 | AI 8-15 | SEE NOTE 2 | | |
| 28 | P1-21 | 610110167 | 28 | | 9 | S15 | | | | |
| 29 | P1-53 | 610110167 | 28 | | | S16 | | | | |
| 30 | P1-86 | 610110167 | 28 | | - | GND 2 | | SEE NOTE 2 | | |
| 31 | P1-22 | 610110167 | 28 | | 10 | S13 | | | | |
| 32 | P1-54 | 610110167 | 28 | | | S14 | | | | |
| 33 | P1-87 | 610110167 | 28 | | - | GND 3 | | SEE NOTE 2 | | |
| 34 | P1-23 | 610110167 | 28 | | 11 | S11 | | | | |
| 35 | P1-55 | 610110167 | 28 | | | S12 | | | | |
| 36 | P1-88 | 610110167 | 28 | | - | GND 4 | | SEE NOTE 2 | | |
| 37 | P1-24 | 610110167 | 28 | | 12 | S9 | | | | |
| 38 | P1-56 | 610110167 | 28 | | | S10 | | | | |
| 39 | P1-89 | 610110167 | 28 | | - | GND 5 | | SEE NOTE 2 | | |
| 40 | P1-25 | 610110167 | 28 | | 13 | S7 | | | | |
| 41 | P1-57 | 610110167 | 28 | | | S8 | | | | |
| 42 | P1-90 | 610110167 | 28 | | - | GND 6 | | SEE NOTE 2 | | |
| 43 | P1-26 | 610110167 | 28 | | 14 | S5 | | | | |
| 44 | P1-58 | 610110167 | 28 | | | S6 | | | | |
| 45 | P1-91 | 610110167 | 28 | | - | GND 7 | | SEE NOTE 2 | | |
| 46 | P1-27 | 610110167 | 28 | | 15 | S3 | | | | |
| 47 | P1-59 | 610110167 | 28 | | | S4 | | | | |
| 48 | P1-92 | 610110167 | 28 | | - | GND 8 | | SEE NOTE 2 | | |
| 49 | P1-28 | 610110167 | 28 | | 16 | S1 | | | | |
| 50 | P1-60 | 610110167 | 28 | | | S2 | | | | |
| 51 | N/C | - | - | | - | GND 9 | | | | |
| 52 | P1-93 | 610110101 | 24 | | 021800 | 6 | | OVER-BRAID/ CONN. SHELL | | |
| 53 | P1-1 | 610110101 | RG316 | | 7-527116000-XXX | - | | SMB | PFI 0-CC | USE SOLDER SLEEVE |
| 54 | P1-33 | 610110101 | | | | | | | PFI 0-S | |

CUSTOMER DRAWING - CUSTOMER DRAWING - CUSTOMER DRAWING

THE INFORMATION CONTAINED HEREIN IS THE EXCLUSIVE PROPERTY OF VIRGINIA PANEL CORPORATION AND IS SUBMITTED FOR USE BY THE CUSTOMER ONLY. THE DATA SHALL NOT BE DUPLICATED, USED, OR DISCLOSED IN WHOLE OR IN PART FOR ANY PURPOSE OTHER THAN TO MAINTAIN THE EQUIPMENT PROVIDED.

| | | | | | |
|---------|-------|---------------------|--------|-----|----------|
| DWG.NO. | | 540285010X03 | | REV | E |
| SIZE | SCALE | CAGE CODE | SHEET | | |
| B | NONE | 18117 | 2 OF 2 | | |

DO NOT SCALE DRAWING