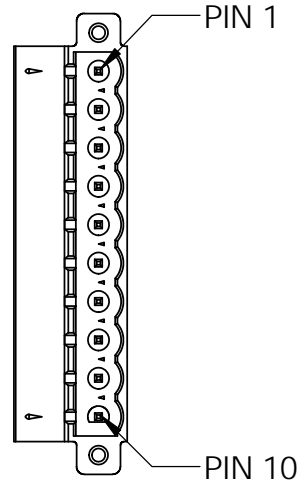


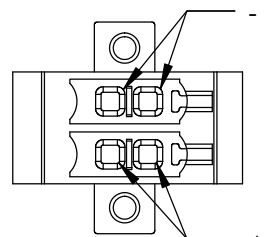
DO NOT SCALE DRAWING

THE INFORMATION CONTAINED HEREIN IS THE EXCLUSIVE PROPERTY OF VIRGINIA PANEL CORPORATION AND IS SUBMITTED FOR USE BY THE CUSTOMER ONLY. THE DATA SHALL NOT BE DUPLICATED, USED, OR DISCLOSED IN WHOLE OR IN PART FOR ANY PURPOSE OTHER THAN TO MAINTAIN THE EQUIPMENT PROVIDED. CONSULT WITH VIRGINIA PANEL CORPORATION ENGINEERING IF MORE DETAIL IS REQUIRED.

REV	DESCRIPTION	DATE	ENGINEER
C	ECN #12562	5/11/22	RF




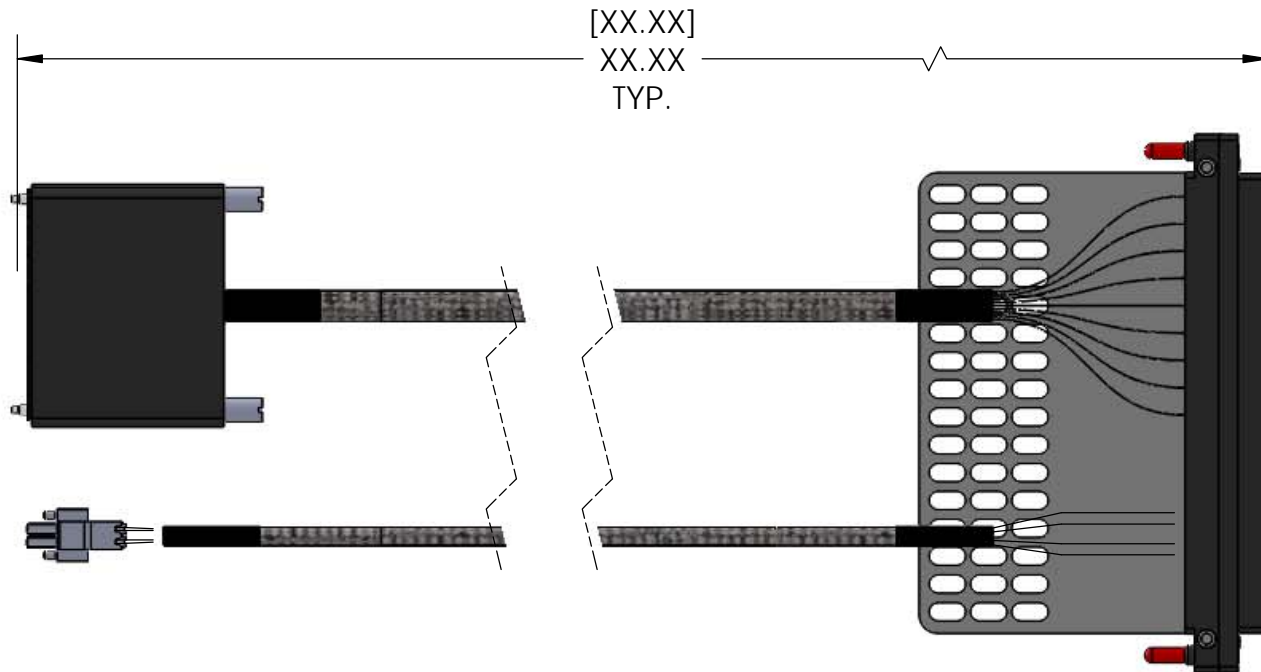
10 POS COMBICON MATING FACE



4 POS OMNIMATE MATING FACE

10 POS COMBICON

4 POS OMNIMATE



VPC P/N 510104134 MATING FACE

WIRELIST

Run #	From Connector	From Pin	WIRE COLOR	To Connector	To Pin	SIGNAL NAME
1	510104134	1	WHT	10 POS COMBICON	1	CH0 Sense+
2	510104134	2	WHT		2	CH0 Output+
3	510104134	3	WHT		3	CH0 Output-
4	510104134	4	WHT		4	CH0 Sense-
5	510104134	5	WHT		5	Chassis GND
6	510104134	6	WHT		6	Chassis GND
7	510104134	7	WHT		7	CH1 Sense+
8	510104134	8	WHT		8	CH1 Output+
9	510104134	9	WHT		9	CH1 Output-
10	510104134	10	WHT		10	CH1 Sense-
11	510104134	11	WHT	4 POS OMNIMATE	+	AUX PWR INPUT+
12	510104134	12	WHT		+	AUX PWR INPUT+
13	510104134	13	WHT		-	AUX PWR INPUT-
14	510104134	14	WHT		-	AUX PWR INPUT-

MATING COMPONENTS		QTY
MODULE	510108101	1
PATCHCORDS	7-103962000-036	10
	7-101916000-036	4

VPC P/N 540295010X01 WHERE X =	LENGTH XX.XX"
1	20.00" [508]
2	36.00" [914]
6	48.00" [1219]
9	60.00" [1524]
5	72.00" [1829]

CUSTOMER DRAWING

CBA, RCV, TRIPADDLE TO 10 POS COMBICON, 4 POS OMNIMATE

RELATIVE CONNECTOR POSITIONS AND WIRE ROUTING ARE GENERIC AND MAY VARY WITH PINOUT

DIMENSIONS ARE SHOWN AS:
[MILLIMETERS]
INCHES

DWG. NO. **540295010X01** REV **C**

SIZE B	SCALE NONE	CAGE CODE 18117	SHEET 1 OF 1
-----------	---------------	--------------------	-----------------

4

3

2

1

4

3

2

1